

2025

HUNDRED YEARS
OF PLASTER DESIGN

DESIGN
2025



LA MAISON DU PLÂTRE 1925

Gesso 1967
LA MAISON DU PLÂTRE

Gesso 1972
SPRL BVBA

Gesso 1980

Gesso 1993

Gesso. 2005
BELGIUM | PLASTER DESIGN

Gesso. 2025
BELGIUM | PLASTER DESIGN

2025 / HUNDRED YEARS
OF PLASTER DESIGN



Gamme Easygips® | Easygips® range | Gamma Easygips®



Source dimmable TRIAC | Dimbaar TRIAC | Luce dimmerabile TRIAC



Sens de la lumière | Lichtrichting | Senso della luminosità



Style | Stijl | Stile



Orientable | verstelbaar | Orientabile



Peinture noire | Zwarte verf | Vernice nera



Peinture dorée | Gouden verf | Vernice dorata



Matériau résistant aux intempéries | Weerbestendig materiaal | Materiale resistente agli agenti atmosferici



Éco-Béton | Eco Beton | eco calcestruzzo



Plâtre extra-dur | Extra hard gips | Extra duro gesso



Plâtre & chaux | Gips & kalk | Gesso e calce



A encastrer | In te bouwen | Costruire-in

L Largeur | Breedte | Larghezza

H Hauteur | Hoogte | Altezza

E Épaisseur | Dikte | Spessore

Prf. Profondeur | Diepte | Profondità

110 | Toutes les dimensions sont indiquées en mm.
Alle afmetingen worden in mm aangegeven.
Tutte le dimensioni sono indicate in mm.

12

GESSO 1925 - 2025

16

LIGHT & DESIGN

140

CLASSICAL PLASTER

296

EASYGIPS
































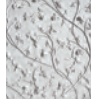




298
















































TRAVAUX D'EXCEPTION

306

INSPIRATIONS

2025

16	Appliques murales Wandlampen Applique a muro	 REF 431 BRICK UP	 REF 420	 REF 501 MOON	 REF 34 CORBELLE	 REF 36B COQUILLAGE
60	Plafonniers Plafondlampen Plafoniere	 REF 55 TONDO	 REF 326 PLAT	 REF 650 TRONIC	 REF 651 FIVE	 REF 330 COQUILLAGE
74	Suspensions Hanglampen Sospensione	 REF 810 DUOMO	 REF 813 ORNATA	 REF 814 MILANO	 REF 820 MIO	 REF 821 MIA
84	Lampes à poser Tafellampen Lampada da tavolo	 REF 900 MODENA	 REF 901 PARMA			
86	Encastrés Inbouwlampen Incassi	 REF 800 CALYPSO	 REF 805 BOCCA	 REF 806C COCOON	 REF 806E EDGE	 REF 807 LINEAR
116	Appliques d'extérieur Buitenwandlampen Applique da esterno	 REF 1200	 REF 1201	 REF 1202	 REF 1203	 REF 1204
124	Parements Wandpanelen Pannelli murali	 REF 954 CANEL	 REF 952 LOFT	 REF 953 KOH-I NOR	 REF 960 LYS	 REF 961 FLORAL
134	Rampe d'escalier Trapleuning Ringhiera delle scale	 REF 3020 JADE				
136	Cornières d'angle Hoekafwerking Profili angoli	 REF 3100 NOBILE	 REF 3150 BILLE			
138	Grille d'aération Ventilatierooster Griglia di ventilazione	 REF 3250 GRILLE				

140	Corniches de plafond Plafondlijsten Cornici per soffitto	 REF 182 STRADA	 REF 193 NEW YORK	 REF 204 VERSAILLES	 REF 138			
176	Moulures Muurlijsten Modanature	 REF 383 REDENT	 REF 468 LAUREA	 REF 108 TORSADA	 REF 357	 REF 283A		
200	Cimaise et lambris Cimaise en lambrisering Binario e pannellatura	 REF 220 MIRWART	 REF 221	 REF 225C MIRWART	 REF 223 FITCH			
206	Plinthes et chambranles Plinten en deurkozijnen Battiscopi e telai delle porte	 REF 224	 REF 476					
210	Frises Friezen Fregi	 REF 372	 REF 377	 REF 379	 REF 380	 REF 399		
212	Corniches lumineuses Verlichtingslijsten Cornici luminose	 REF 404	 REF 201	 REF 192ALED CHAMPIGNY	 REF 387	 REF 131 LUMMUS		
222	Moulures de façade Gevel mouluren Modanature per facciate	 REF 3002	 REF 3004	 REF 3005	 REF 3007	 REF 3008		
224	Ornements de façade Gevel versieringen Ornamenti per facciate	 REF 3017	 REF 3016A	 REF 729	 REF 3019M	 REF 642		
230	Rosaces Rozetten Rosoni	 REF 71	 REF 427	 REF 451S	 REF 451L	 REF 454		
244	Consoles Consoles Mensole	 REF 342	 REF 340	 REF 336	 REF 333A	 REF 333	 REF 332	 REF 343

CLASSICAL PLASTER

246	Ornements Ornamenten Ornamenti	 REF 285	 REF 317	 REF 271	 REF 253	 REF 739	
268	Bas-reliefs & angelots Bas-reliefs & engeltje Bassorilievi e angeli	 REF 702	 REF 1001	 REF 1010	 REF 1015		
276	Sculptures & niches Sculpturen en nissen Sculture e nicchie	 REF 704	 REF 700	 REF 715	 REF 706	 REF 708	 REF 95
280	Colonnes & pilastres Zuilen & plasters Colonne e lesene	 REF 615	 REF 610	 REF 602A	 REF 625	 REF 633	
286	Cheminées Sierschouwen Camini	 REF 154	 REF 160	 REF 155	 REF 157		
294	Miroirs Spiegels Specchi	 REF 1100 COLORS	 REF 1102 DOLCE VITA	 REF 1105 BRIXTON			
296	EasyGips® EasyGips® EasyGips®						
298	Travaux d'exception Uitzonderlijke werken Opere eccezionali						
306	Inspirations Inspiraties Ispirazioni						

CLASSICAL PLASTER



FR

2025

Lorsque mon père et son frère, Hubert et Philippe Panier, se sont lancés dans l'aventure folle de reprendre les ateliers de staff Xhrouet en 1967, armés d'un enthousiasme débordant, mais d'une expérience proche de zéro, beaucoup ont dû les prendre

pour des doux rêveurs. S'autoproclamer « staffeurs-ornemanistes », un titre à la fois noble et mystérieux, c'était audacieux. Mais, heureusement, l'équipe en place s'est retroussé les manches pour les former, leur transmettant un savoir-faire exigeant et pointilleux. Et c'est ainsi qu'un atelier, rebaptisé « Gesso » – clin d'œil aux racines italiennes du métier – a survécu aux tourmentes de la fin des années soixante et aux terribles années septante qui ont suivi.

Je me souviens très bien de cette époque, bien que je ne sois qu'un gamin qui gambadait entre les tables, dans les pattes de tout le monde. Je me souviens des odeurs du plâtre en train de prendre, de celle de la gélatine gardée chaude et liquide pour refaire les moules, de la poussière, de la crasse des déchets qui était masquée par une blancheur immaculée. Mon frère Vincent et moi jouions aux apprentis staffeurs dans les ateliers, installés dans les anciennes écuries de la maison Horta de l'avenue Louise, un lieu chargé d'histoire et de charme. Assis sur les tables en marbre, inchangées depuis 1925, nous prétendions créer des rosaces et autres moulages, avec toute la minutie... et le sérieux de jeunes enfants. Puis, le temps a passé, et un troisième complice, Alain, est venu rejoindre la famille dans l'aventure.

Enfants, jamais nous n'aurions imaginé que ce lieu deviendrait le théâtre de nos vies et l'essence même de nos histoires. Et pourtant, nous voilà. Alain a choisi la voie technique, épaulé en cours de route par Baudouin, tandis que je me suis orienté

vers le domaine artistique : sculpter, rafraîchir, réinventer, et aussi donner vie aux rêves des designers et architectes. Un rôle discret, mais essentiel, où l'objectif est de faire disparaître la « patte » du sculpteur pour que chaque création s'intègre parfaitement à son environnement final, comme si elle avait toujours été là.

Les deux frères ont passé la main à Alain et Baudouin, et moi, je suis venu prêter main-forte, pour dépanner. Et puis, je suis resté.

Avec le temps, Gesso s'est adapté et a évolué. Les nouvelles technologies et les tendances du moment ont enrichi nos savoir-faire. Nous sommes passés des lignes classiques intemporelles aux créations avant-gardistes des designers les plus audacieux. Aujourd'hui, la seule limite à notre art est celle de l'imagination. Et là où nos prédécesseurs repoussaient déjà les standards de l'époque, nous avons depuis largement dépassé ce niveau. Gesso fabrique désormais des pièces aussi complexes que variées, pour l'intérieur ou l'extérieur, légères ou imposantes, mais toujours empreintes d'excellence.

Je suis donc fier, immensément fier, de faire partie de cette aventure, de laisser ma marque discrète dans ces créations, tout en contribuant, aux côtés d'Alain et Baudouin, et de toute l'équipe, à perpétuer un héritage unique. Le duo originel formé par mon père et son frère a trouvé une nouvelle incarnation. Et avec une nouvelle génération à l'horizon, prête à prendre le relais, j'ai bon espoir que cette histoire, débutée il y a maintenant cent ans, continue à s'écrire avec autant de passion, de talent... et, je l'espère, une pointe de folie.

François Panier.



2025

Toen mijn vader en zijn broer, Hubert en Philippe Panier, in 1967 aan het doldwaze avontuur begonnen om de ateliers van het personeel van Xhrouet over te nemen, gewapend met een ongebreideld enthousiasme maar bijna zonder ervaring, moeten veel mensen gedacht hebben dat ze dromers waren. Het was gedurfd om zichzelf “staffers-ornemanistes” te noemen, een even nobele als mysterieuze titel. Maar gelukkig stak het bestaande team de handen uit de mouwen om hen op te leiden en een veeleisende en nauwgezette knowhow door te geven. En zo overleefde een werkplaats, omgedoopt tot 'Gesso' - een knipoog naar de Italiaanse wortels van het ambacht - de onrust van de late jaren zestig en de verschrikkelijke jaren zeventig die volgden.

Ik herinner me die tijd nog heel goed, ook al was ik nog maar een klein kind dat tussen de tafels door rende en iedereen in de weg liep. Ik herinner me de geur van het gips dat werd gezet, van de gelatine die warm en vloeibaar werd gehouden om de mallen opnieuw te maken, van het stof, van de viezigheid van het afval dat werd gemaskeerd door een smetteloze witheid. Mijn broer Vincent en ik speelden leerling-medewerkers in de ateliers die waren ingericht in de voormalige stallen van het huis Horta aan de Louizalaan, een plek vol geschiedenis en charme. Zittend aan de marmeren tafels, onveranderd sinds 1925, deden we alsof we rozetten en ander lijstwerk maakten, met alle nauwgezetheid... en ernst van jonge kinderen. De tijd verstreek en een derde medepllichtige, Alain, voegde zich bij de familie in het avontuur.

Als kinderen hadden we ons nooit kunnen voorstellen dat deze plek het theater van ons leven en de essentie van onze verhalen zou worden. En toch zijn we er. Alain koos het technische pad, daarbij gesteund door Baudouin, terwijl ik het artistieke pad opging: beeldhouwen, verfrissen, heruitvinden en ook de dromen van ontwerpers en architecten tot leven brengen. Het is een discrete maar essentiële rol, waarbij het de bedoeling is om de 'touch' van de beeldhouwer te laten verdwijnen zodat elke creatie perfect opgaat in haar uiteindelijke omgeving, alsof ze er altijd al geweest is.

De twee broers gaven het stokje over aan Alain en Baudouin, en ik kwam helpen. En toen bleef ik.

In de loop der tijd heeft Gesso zich aangepast en ontwikkeld. Nieuwe technologieën en actuele trends hebben onze expertise verrijkt. We zijn van tijdloze klassiekers naar avant-gardistische creaties van de meest gedurfde ontwerpers gegaan. Vandaag de dag is verbeelding de enige grens aan onze kunst. En waar onze voorgangers de normen van die tijd al verlegden, zijn wij dat niveau inmiddels ver voorbij. Gesso maakt nu even complexe als gevarieerde stukken, voor interieurs of exterieurs, licht of imposant, maar altijd gekenmerkt door uitmuntendheid.

Ik ben dan ook trots, enorm trots, om deel uit te maken van dit avontuur, om mijn discrete stempel te drukken op deze creaties, terwijl ik samen met Alain en Baudouin en het hele team een uniek erfgoed in stand houd. Het oorspronkelijke duo gevormd door mijn vader en zijn broer heeft een nieuwe incarnatie gevonden. En met een nieuwe generatie aan de horizon, klaar om het over te nemen, heb ik alle hoop dat dit verhaal, dat honderd jaar geleden begon, geschreven zal blijven worden met evenveel passie, talent... en, naar ik hoop, een vleugje waanzin.

François Panier.

2025

Nel 1967 mio padre Hubert Panier e suo fratello Philippe presero la folle decisione di rilevare le officine Xhrouet, dedicate alla lavorazione del gesso, carichi di entusiasmo e con un'esperienza prossima allo zero. Di fatti, in molti avranno pensato che fossero degli ingenui sognatori. Autoproclamarsi “stuccatori-decoratori”, titolo tanto nobile quanto misterioso, era piuttosto audace. Ma, fortunatamente, la squadra dell'epoca si impegnò a formarli scrupolosamente, trasmettendo loro un know-how professionale e meticoloso. Fu così che il laboratorio, ribattezzato “Gesso” - un omaggio alle radici italiane del mestiere - sopravvisse alle turbolenze della fine degli anni Sessanta e ai terribili anni Settanta che seguirono.

Quei giorni sono impressi nella mia memoria, sebbene fossi solo un bambino che correva tra i tavoli intralciando il lavoro di tutti. Ricordo bene gli odori della presa del gesso, della gelatina tenuta calda e liquida per adattare gli stampi, della polvere e della sporcizia mascherata dal candore immacolato del gesso. Io e mio fratello Vincent giocavamo a fare gli apprendisti stuccatori nei laboratori, allestiti nelle ex scuderie della casa Horta nella Avenue Louise, un luogo ricco di storia e di fascino. Seduti sui tavoli di marmo, rimasti immutati dal 1925, fingevamo di creare rosoni e altre modanature, con tutta la meticolosità... e la serietà dei bambini. Poi, col passare del tempo, un terzo complice, Alain, si è unito all'avventura di famiglia.

Da bambini, mai avremmo immaginato che questo luogo sarebbe diventato il teatro delle nostre vite e l'essenza stessa delle nostre storie. Eppure, eccoci qui. Alain si è specializzato nell'ambito tecnico, affiancato da Baudouin, mentre io ho scelto il campo artistico: scolpire, rinfrescare, reinventare, e allo stesso tempo dar vita ai sogni di designer e architetti. È un ruolo discreto ma essenziale, il cui obiettivo è far sparire il “tocco” dello scultore, in modo che ogni creazione si integri perfettamente al suo ambiente, come se fosse sempre stata lì.

I due fratelli hanno passato il testimone ad Alain e Baudouin. Io venni per dare una mano, e poi sono rimasto.

Nel corso del tempo, Gesso si è adattata ed evoluta. Lo sviluppo tecnologico ed i trend di mercato hanno arricchito costantemente la nostra esperienza. Siamo passati da classici senza tempo a creazioni all'avanguardia dai design più audaci. Oggi l'unico limite alla nostra arte è l'immaginazione. E se i nostri predecessori cercavano già allora di superare gli standard dell'epoca, noi siamo andati ben oltre. Ad oggi, Gesso realizza componenti tanto complessi quanto variegati, per interni o esterni, discreti o imponenti, comunque sempre all'insegna dell'eccellenza.

Sono quindi orgoglioso, profondamente orgoglioso, di far parte di questa avventura, di lasciare la mia impronta discreta su queste creazioni e di contribuire, al fianco di Alain e Baudouin e tutto il team, a perpetuare un patrimonio unico. Il duo originario formato da mio padre e suo fratello ha trovato una nuova incarnazione. E con la nuova generazione all'orizzonte, pronta a raccogliere il testimone, sono fiducioso che questa storia, iniziata ormai cento anni fa, continui ad essere scritta con altrettanta passione, talento... e, spero, un pizzico di follia.

François Panier.

CUBE

Appliques murales
Wandlampen
Applique a muro



↑ 430A



REF 430 **CUBE up**
0,530 kg

430G9 G9 max 60W

430LED27 LED 6W - 2700K - 470lm **DiM**

430LED30 LED 6W - 3000K - 500lm **DiM**



REF 430 **A CUBE**
0,580 kg

430AG9 G9 max 60W

430ALED27 LED 2x 6W - 2700K - 2x 470lm **DiM**

430ALED30 LED 2x 6W - 3000K - 2x 500lm **DiM**



REF 430 **B CUBE**
1,700kg

430BG9 G9 max 60W

BRICK

Appliques murales
Wandlampen
Applique a muro



↑ 432A



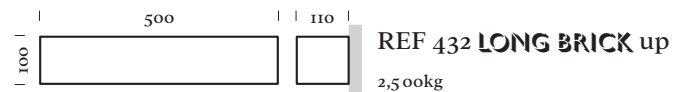
REF 431 **BRICK up**
1,030 kg

431INC	E27 max 75W
431LED27	LED 12W - 2700K - 1840lm \overline{DIM}
431LED30	LED 12W - 3000K - 1930lm \overline{DIM}



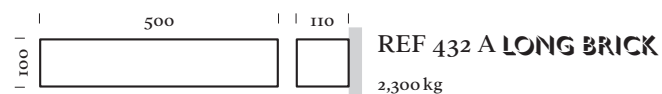
REF 431 A **BRICK**
1,250 kg

431AINC	E27 max 75W
431ALED27	LED 2x 6W - 2700K - 2x 920lm \overline{DIM}
431ALED30	LED 2x 6W - 3000K - 2x 965lm \overline{DIM}



REF 432 **LONG BRICK up**
2,500kg

432INC	E27 max 75W
432LED27	LED 11,5W - 2700K - 1840lm \overline{DIM}
432LED30	LED 11,5W - 3000K - 1930lm \overline{DIM}



REF 432 A **LONG BRICK**
2,300 kg

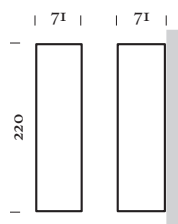
432AINC	E27 max 75W
432ALED27	LED 2x 11,5W - 2700K - 2x 1840lm \overline{DIM}
432ALED30	LED 2x 11,5W - 3000K - 2x 1930lm \overline{DIM}

TEMPO

Appliques murales
Wandlampen
Applique a muro



↑ 434S

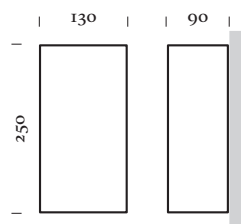


REF 434 S **TEMPO**

0,800 kg



434SG9 G9 max 2x 33W



REF 434 **TEMPO**

1,150 kg



434INC E27 max 30W

434LED27 LED 2x 6W - 2700K - 2x 470lm **DM**

434LED30 LED 2x 6W - 3000K - 2x 500lm **DM**

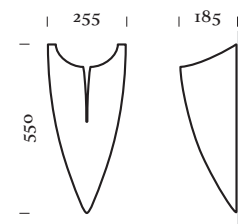
CASAMANCE

Appliques murales
Wandlampen
Applique a muro



Design
Jean-Paul Hermant

↑ 400



REF 400 **CASAMANCE**

4 kg



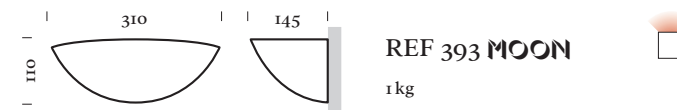
400INC E27 max 75W

MOON

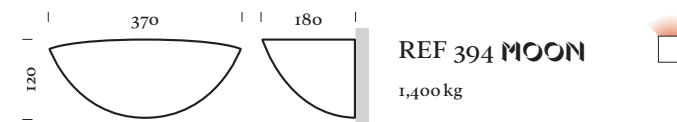
Appliques murales
Wandlampen
Applique a muro



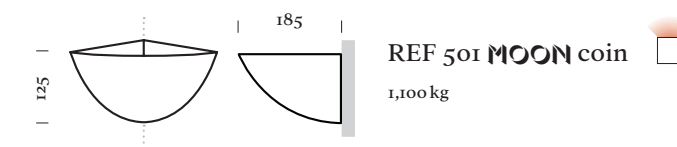
↑ 394



393INC	E27 max 75W
393LED27	LED 12W - 2700K - 1840lm DIM
393LED30	LED 12W - 3000K - 1930lm DIM



394INC	E27 max 75W
394LED27	LED 11,5W - 2700K - 1840lm DIM
394LED30	LED 11,5W - 3000K - 1930lm DIM



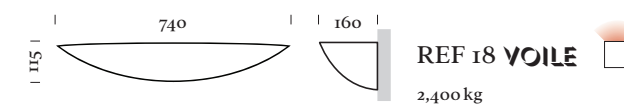
501G9	G9 max 60W
-------	------------

VOILE

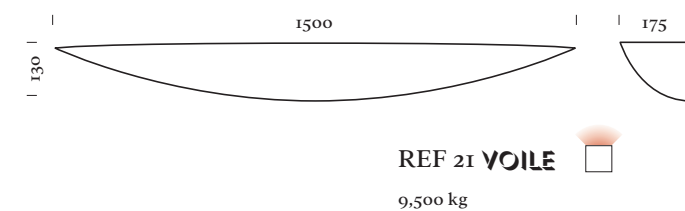
Appliques murales
Wandlampen
Applique a muro



↑ 18



18INC	E27 max 75W
18LED27	LED 11,5W - 2700K - 1840lm DIM
18LED30	LED 11,5W - 3000K - 1930lm DIM



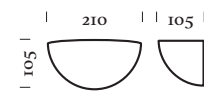
21LED27	LED 24W - 2700K - 3865lm DIM
21LED30	LED 24W - 3000K - 4060lm DIM

GLOBE

Appliques murales
Wandlampen
Applique a muro



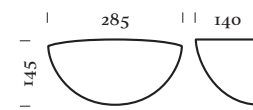
↑ 402



REF 423 **GLOBE**
0,700 kg



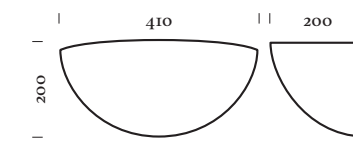
423G9	G9 max 60W
423LED27	LED 6W - 2700K - 470lm $\overline{\text{DIM}}$
423LED30	LED 6W - 3000K - 500lm $\overline{\text{DIM}}$



REF 402 **GLOBE**
1,300 kg



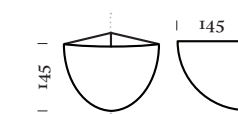
402INC	E27 max 75W
402LED27	LED 12W - 2700K - 1840lm $\overline{\text{DIM}}$
402LED30	LED 12W - 3000K - 1930lm $\overline{\text{DIM}}$



REF 403 **GLOBE**
3 kg



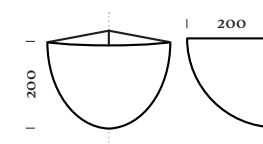
403INC	E27 max 75W
403LED27	LED 11,5W - 2700K - 1840lm $\overline{\text{DIM}}$
403LED30	LED 11,5W - 3000K - 1930lm $\overline{\text{DIM}}$



REF 500 **GLOBE coin**
1,100 kg



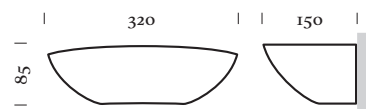
500G9	G9 max 60W
-------	------------



REF 502 **GLOBE coin**
1,700 kg



502G9	G9 max 60W
-------	------------



REF 415 **GRENADE**

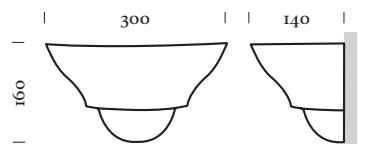
0,700 kg

415INC	E27 max 75W
415LED27	LED 2x 6W - 2700K - 2x 920lm Dim
415LED30	LED 2x 6W - 3000K - 2x 965lm Dim



↑ 420

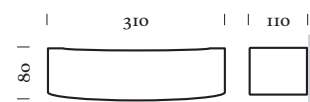
© Lumin'art 2011



REF 420 **CHIARA** **NEW**

0,940 kg

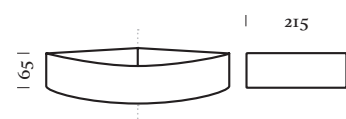
420INC	E27 max 75W
--------	-------------



REF 424 **BANDEAU**

0,800 kg

424INC	E27 max 75W
424LED27	LED 2x 6W - 2700K - 2x 920lm Dim
424LED30	LED 2x 6W - 3000K - 2x 965lm Dim



REF 524 **BANDEAU** coin **NEW**

1 kg

524INC	E27 max 60W
--------	-------------

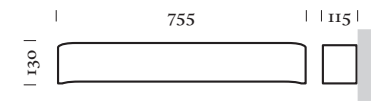


CURVE

Appliques murales
Wandlampen
Applique a muro



↑ 438



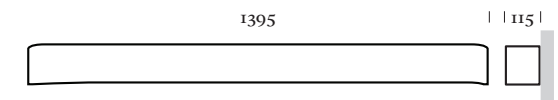
REF 437 CURVE

3,100 kg



437LED27 LED 24W - 2700K - 2x 1930lm 

437LED30 LED 24W - 3000K - 2x 2030lm 



REF 438 CURVE

8 kg



438LED27 LED 56W - 2700K - 2x 2300lm 

438LED30 LED 56W - 3000K - 2x 2420lm 

ASINELLI

Appliques murales
Wandlampen
Applique a muro



461 / 462 / 463 ↓

↑ 462




463LED27 LED 6W - 2700K - 920lm $\overline{\text{DIM}}$

463LED30 LED 6W - 3000K - 965lm $\overline{\text{DIM}}$



462LED27 LED 7,5W - 2700K - 1290lm $\overline{\text{DIM}}$

462LED30 LED 7,5W - 3000K - 1350lm $\overline{\text{DIM}}$



461LED27 LED 22,5W - 2700K - 3870lm $\overline{\text{DIM}}$

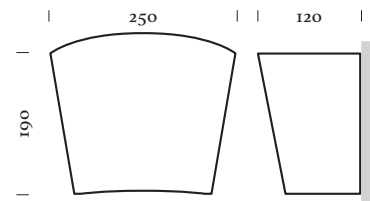
461LED30 LED 22,5W - 3000K - 4050lm $\overline{\text{DIM}}$

LILA

Appliques murales
Wandlampen
Applique a muro



↑ 436



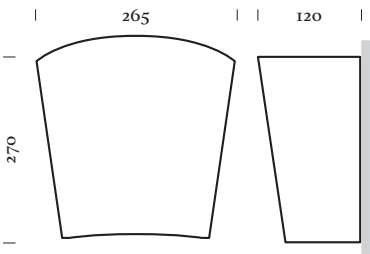
REF 436 LILA

1 kg

436INC E27 max 75W

436LED27 LED 2x 6W - 2700K - 2x 470 lm $\overline{\text{DIM}}$

436LED30 LED 2x 6W - 3000K - 2x 500 lm $\overline{\text{DIM}}$



REF 436A LILA

2 kgs

NEW

436AINC 2x E27 max 75W

436ALED27 LED 2x 6W - 2700K - 2x 920 lm $\overline{\text{DIM}}$

436ALED30 LED 2x 6W - 3000K - 2x 965 lm $\overline{\text{DIM}}$

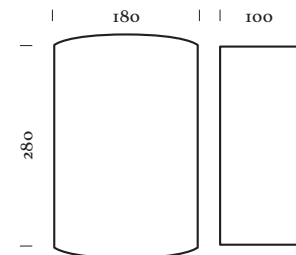


FLAGEY

Appliques murales
Wandlampen
Applique a muro



↑ 435



REF 435 FLAGEY

1 kg

435INC E27 max 30W

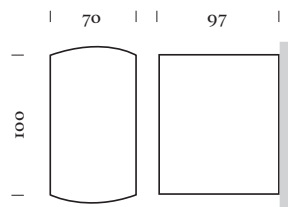


PICCOLA

Appliques murales
Wandlampen
Applique a muro



↑ 486



REF 486 **PICCOLA**

0,500kg

486G9

G9 max 25W

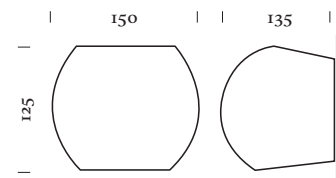


NEPTUNE

Appliques murales
Wandlampen
Applique a muro



↑ 490



REF 490 **NEPTUNE**

0,912 kg


490G9

G9 max 35W



BRERA

Appliques murales
Wandlampen
Applique a muro



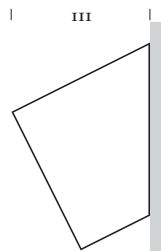
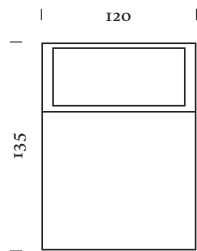
↑ 445

PILE

Appliques murales
Wandlampen
Applique a muro



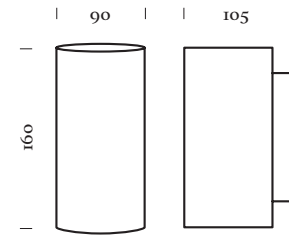
↑ 447



REF 445 **BRERA**

1,200 kg

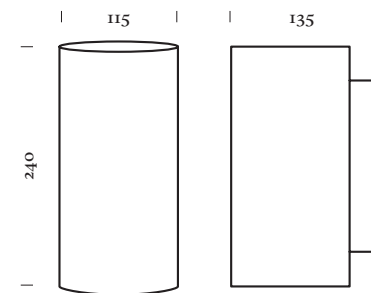
445LED27 LED 2x 3W - 2700K - 2x 300lm



REF 447 **PILE**

0,750 kg

447G9 G9 max 2x 35W



REF 448 **PILE**

1,750 kg

448GU10 GU10 max 2x 35W

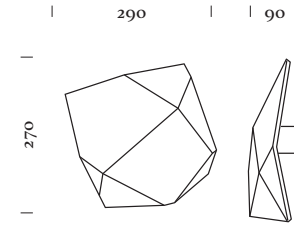


HOPE

Appliques murales
Wandlampen
Appliche a muro



↑ 495M / 495L

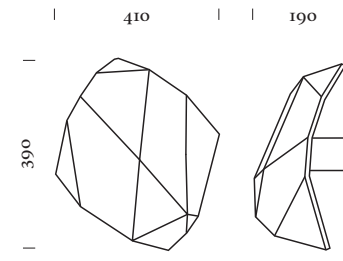


REF 495 M HOPE

1,800kg

495MLED27 LED 7,2W - 2700K - 1200lm

495MLED30 LED 7,2W - 3000K - 1250lm



REF 495 L HOPE

2,400kg

495LLED27 LED 7,2W - 2700K - 1200lm

495LLED30 LED 7,2W - 3000K - 1250lm

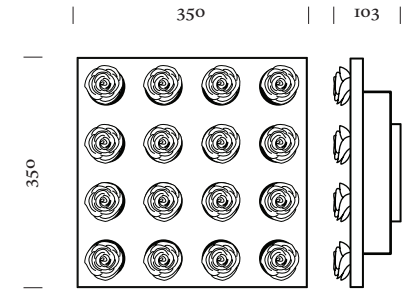


PINK

Appliques murales
Wandlampen
Applique a muro



↑ 442



REF 442 PINK


3,200 kg



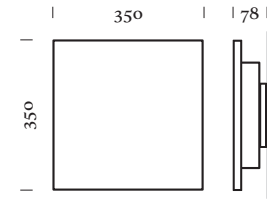
442LED27	LED 28W - 2700K - 2100lm	Dim
442LED30	LED 28W - 3000K - 2160lm	Dim

**ARTIC
FORO**

Appliques murales
Wandlampen
Applique a muro



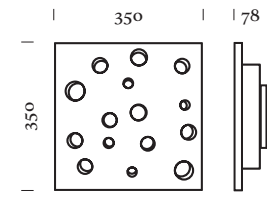
↑ 44I



REF 44O ARTIC

3 kg

44OLED27	LED 19W - 2700K - 1980lm DIM
44OLED30	LED 19W - 3000K - 2020lm DIM



REF 44I FORO


3 kg

44ILED27	LED 28W - 2700K - 2100lm DIM
44ILED30	LED 28W - 3000K - 2160lm DIM



GARGANO

Appliques murales
Wandlampen
Applique a muro

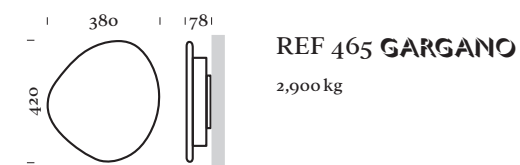


↑ 465 / 466 / 467

Le Gargano est une région du sud de l'Italie où l'on trouve de magnifiques plages de galets.

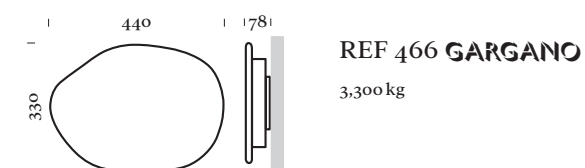
Gargano is een regio van het zuiden van Italië waar men prachtige kiezelstranden vinden.

Il Gargano è una zona del sud Italia dove possiamo trovare stupende spiagge di ciottoli.



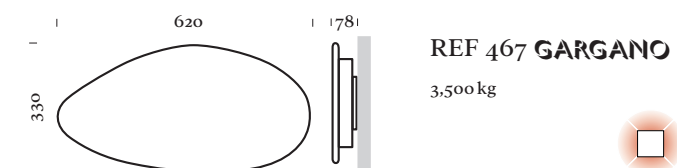
465LED27 LED 19W - 2700K - 1980lm DIM

465LED30 LED 19W - 3000K - 2020lm DIM



466LED27 LED 19W - 2700K - 1980lm DIM

466LED30 LED 19W - 3000K - 2020lm DIM



467LED27 LED 19W - 2700K - 1980lm DIM

467LED30 LED 19W - 3000K - 2020lm DIM

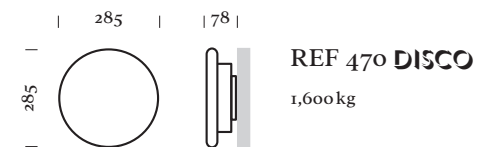
DISCO

Appliques murales
Wandlampen
Applique a muro



Crèche Babilou
© Espace4 2024

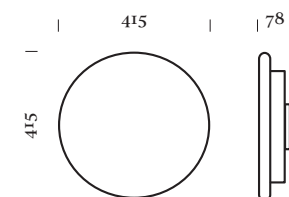
↑ 470



REF 470 DISCO
1,600kg

470LED27 LED 14W - 2700K - 1460lm **DiM**

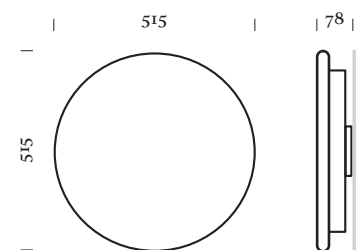
470LED30 LED 14W - 3000K - 1520lm **DiM**



REF 471 DISCO
3,100kg

471LED27 LED 23W - 2700K - 2390lm **DiM**

471LED30 LED 23W - 3000K - 2500lm **DiM**



REF 472 DISCO
3,300kg

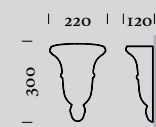
472LED27 LED 30W - 2700K - 3120lm **DiM**

472LED30 LED 30W - 3000K - 3250lm **DiM**






↑ 34



REF 34 **CORBEILLE**

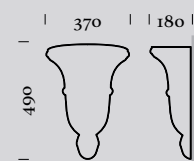
1 kg

 Louis XVI




34G9

G9 max 40W



REF 34 A **CORBEILLE**

3,1 kg

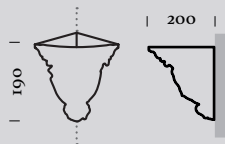
 Louis XVI



34AINC

E27 max 30W

Luminaires classiques
Klassieke verlichtingen
Appliche classici



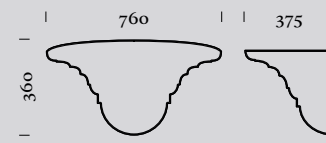
REF 505 **ACANTHE** coin

1,500 kg

Louis XV



505G9 G9 max 60W

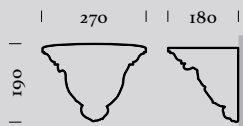



REF 411 **HOLLYWOOD** 10,8 kg

411INC

E27 max 100W

Art Déco



REF 126 **ACANTHE**

1,2 kg

Louis XV



126G9 G9 max 60W



REF 32 **ACANTHE**

1,7 kg

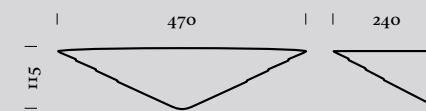
Louis XV



32INC E27 max 75W

32LED27 LED 12W - 2700K - 1840lm

32LED30 LED 12W - 3000K - 1930lm



REF 395 **ASTORIA**

1,8 kg

Art Déco



395INC E27 max 75W

395LED27 LED 11,5W - 2700K - 1840lm

395LED30 LED 11,5W - 3000K - 1930lm

LOTUS

Luminaires classiques
Klassieke verlichtingen
Appliche classici



↑ 29B



REF 29 **LOTUS**
1 kg



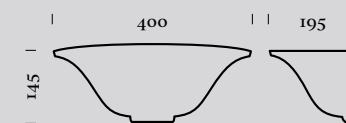
29G9 G9 max 60W



REF 29 A **LOTUS**
1,400 kg



29AINC E27 max 75W



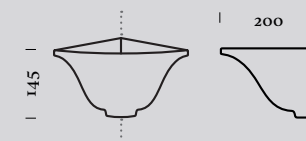
REF 29 B **LOTUS**
2 kg



29BINC E27 max 75W

29BLED27 LED 11,5W - 2700K - 1840lm

29BLED30 LED 11,5W - 3000K - 1930lm




REF 503 **LOTUS coin**
1,500 kg



503G9 G9 max 60W - COIN

Luminaires classiques
Klassieke verlichtingen
Appliche classici



REF 17 **VAGUE**

2,4 kg

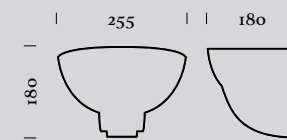
17INC	E27 max 75W
17LED27	LED 11,5W - 2700K - 1840lm
17LED30	LED 11,5W - 3000K - 1930lm



REF 206 **VAGUE**

1,4 kg

206INC	E27 max 75W
206LED27	LED 12W - 2700K - 1840lm
206LED30	LED 12W - 3000K - 1930lm

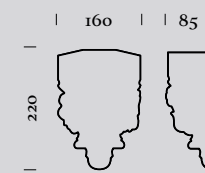


REF 1930 **MIRANO**

2,2 kg

Art Déco

1930INC	E27 max 75W
1930LED27	LED 12W - 2700K - 1840lm
1930LED30	LED 12W - 3000K - 1930lm

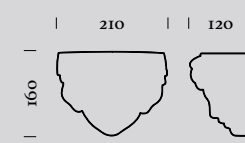


REF 33 **GOTHIC**

0,8 kg

Gothique

33G9	G9 max 60W
------	------------



REF 406 **ANGELOT**

1 kg

Baroque

406G9	G9 max 60W
-------	------------

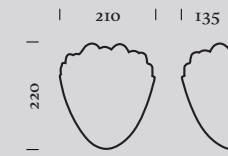
COQUILLAGE

Luminaires classiques
Klassieke verlichtingen
Appliche classici



Création Studio Marion Collard
Photo : Benoît Linero

↑ 36A



REF 36A COQUILLAGE
1,1 kg

36AG9	G9 max 60W
36ALED27	LED 6W - 2700K - 470lm <input type="checkbox"/>
36ALED30	LED 6W - 3000K - 500lm <input type="checkbox"/>



Design
Marion Collard

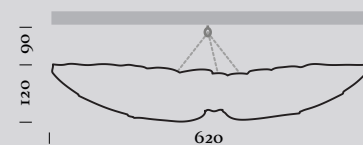
COQUILLAGE

Plafonniers classiques
 Klassieke plafondlampen
 Plafoniere classici



Le Ciro's - Deauville 2024
 Ph. : Studio Friedmann & Versace

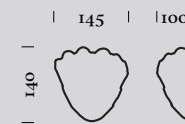
↑ 330




REF 330 **COQUILLAGE**

6,5 kg  Louis XV


330INC E27 max 3x 100W




REF 36 **COQUILLAGE**

0,350 kg  Louis XV

36G9 G9 max 60W



REF 36B **COQUILLAGE**

1,2 kg  Louis XV

36BG9 G9 max 60W

36BLED27 LED 6W - 2700K - 470lm 

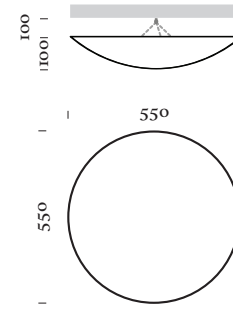
36BLED30 LED 6W - 3000K - 500lm 

TONDO

Plafonniers
Plafondlampen
Plafoniere



↑ 56



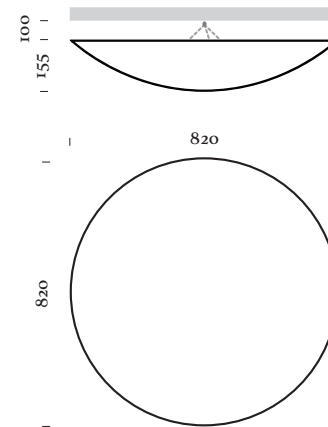
REF 55 TONDO

3,500 kg



55INC

E27 - max 3x 100W



REF 56 TONDO

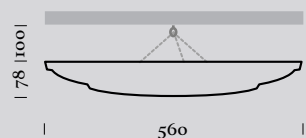
8 kg



56INC

E27 - max 3x 100W

Plafonniers classiques
 Klassieke plafondlampen
 Plafoniere classici



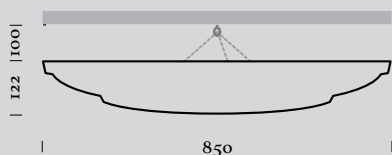
REF 33I **ELDORADO**

4 kg

Art Déco



33I E27 max 3x 100W



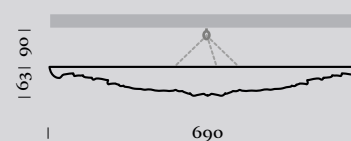
REF 33IA **ELDORADO**

9,5 kg

Art Déco



33IA E27 max 3x 100W



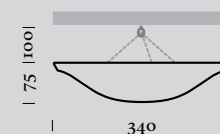
REF 329 **BELVEDERE**

7 kg

Louis XV



329INC E27 max 3x 100W

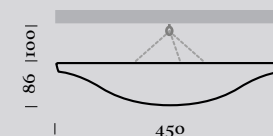


REF 54 **FLOT**

2,5 kg



54INC E27 max 3x 60W



REF 54A **FLOT**

3,5 kg



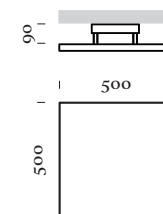
54AINC E27 max 3x 60W

PLAT

Plafonniers
Plafondlampen
Plafoniere



↑ 325

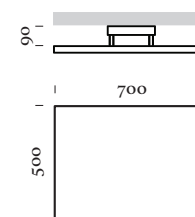


REF 325 PLAT

4,500kg



325LED27	LED 32W - 2700K - 3300lm	Dim
325LED30	LED 32W - 3000K - 3450lm	Dim

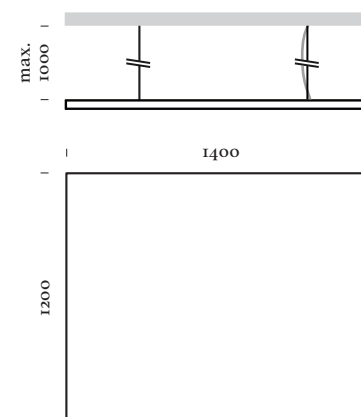


REF 326 PLAT

6,500kg



326LED27	LED 40W - 2700K - 4100lm	Dim
326LED30	LED 40W - 3000K - 4350lm	Dim



REF 327 PLAT

18,500kg



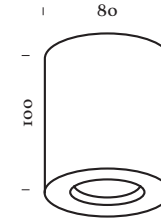
327LED27	LED 80W - 2700K - 8200lm	Dim
327LED30	LED 80W - 3000K - 8700lm	Dim

TRONIC TUBE

Plafonniers
Plafondlampen
Plafoniere



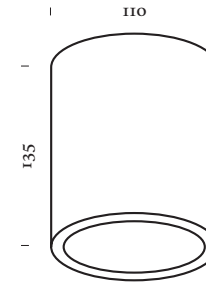
↑ 650T



REF 650 TRONIC

0,410kg

650T	GU10 max 35W
650TLED27	LED 7,2W - 2700K - 840lm DIM
650TLED30	LED 7,2W - 3000K - 870lm DIM



REF 750 TUBE

1,100kg

750T	GU10 max 35W
750TCBL	+ Option color : black
750TNOR	+ Option color : nero

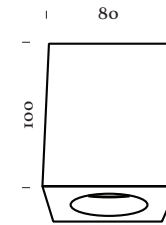


QUICK QUADRA

Plafonniers
Plafondlampen
Plafoniere



↑ 750Q

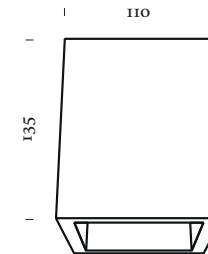


REF 650 QUICK

0,550 kg



650Q	GU10 max 35W
650QLED27	LED 7,2W - 2700K - 840lm DIM
650QLED30	LED 7,2W - 3000K - 870lm DIM



REF 750 QUADRA

1,400 kg



750Q	GU10 max 35W
750QCBL	+ Option color : black
750QNOR	+ Option color : nero

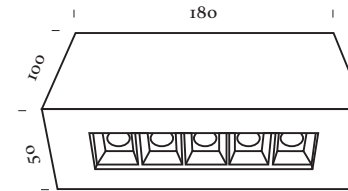


FIVE

Plafonniers
Plafondlampen
Plafoniere



↑ 651



REF 651 **FIVE**

0,997kg

651LED

LED 5x 1W - 3000K - 600lm





↑ 811 + color : noro

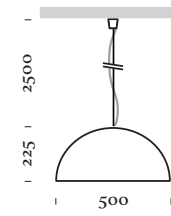
Suspensions
Hanglampen
Sospensione

DUOMO

Suspensions
Hanglampen
Sospensione



↑ 812



REF 810 **DUOMO** 5kg

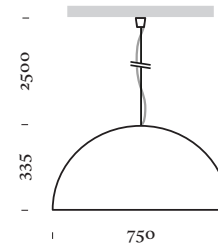
810INC E27 - max 150W

810CNOR + Option color : noro

810CBIA + Option color : biancoro

810CBL + Option color : black

810CGO + Option color : gold



REF 811 **DUOMO** 12,500kg

811INC E27 - max 150W

811LED27 LED 25W - 2700K - 3680lm DIM

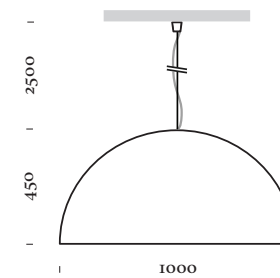
811LED30 LED 25W - 3000K - 3860lm DIM

811CNOR + Option color : noro

811CBIA + Option color : biancoro

811CBL + Option color : black

811CGO + Option color : gold



REF 812 **DUOMO** 19,500kg

812INC E27 - max 150W

812LED27 LED 25W - 2700K - 3680lm DIM

812LED30 LED 25W - 3000K - 3860lm DIM

812CNOR + Option color : noro

812CBIA + Option color : biancoro

812CBL + Option color : black

812CGO + Option color : gold



DUOMO

Suspensions
Hanglampen
Sospensione



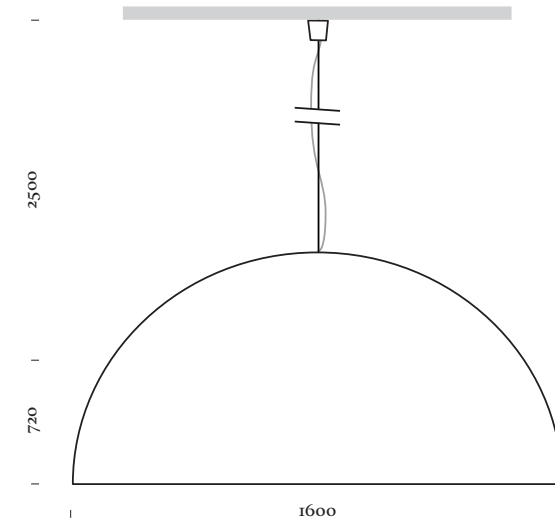
Golf Club 7 Fontaines
Braine-L'Alleud 2024

↑ 816 + color nero

GESSO est l'unique atelier à vous proposer cette lampe DUOMO en taille géante de 160cm de diamètre et munis d'un puissant éclairage LED intégré.

GESSO is de enige werkplaats die u deze DUOMO-lamp aanbiedt in een gigantisch formaat van 160 cm diameter en uitgerust met krachtige geïntegreerde LED-verlichting.

GESSO è l'unica fabbrica a proporvi questa lampada DUOMO in una dimensione gigante di 160 cm di diametro e dotata di una potente illuminazione LED integrata.



REF 816 **DUOMO** 70 kg **NEW** 

816LED27 LED 46W - 2700K - 7360lm **DM**

816CNOR + Option color : nero 

816CBIA + Option color : bianco 

816CBL + Option color : black 

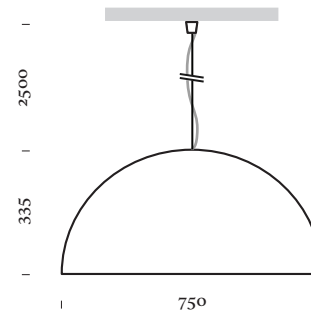
816CGO + Option color : gold 

ORNATA

Suspensions
 Hanglampen
 Sospensione



↑ 813



REF 813 **ORNATA** 12,700kg



813INC E27 - max 150W

813LED27 LED 25W - 2700K - 3680lm DIM

813LED30 LED 25W - 3000K - 3860lm DIM

813CBL + Option color : black



813CGO + Option color : gold



MILANO

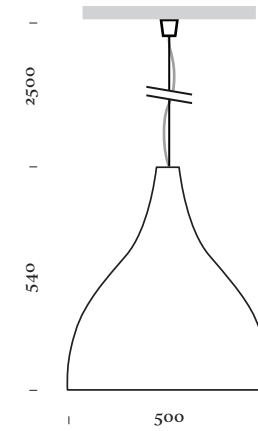
Suspensions
Hanglampen
Sospensione



↑ 814



Design
Alain Panier



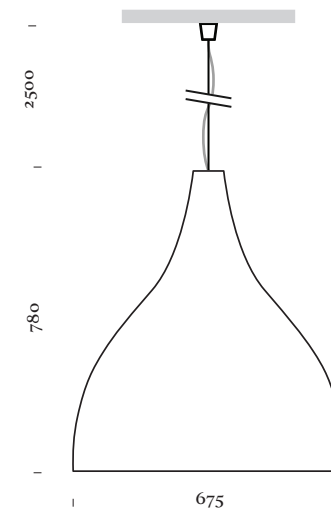
REF 814 MILANO



17kg

814INC E27 - max 30W

814CBL + Option color : black



REF 815 MILANO



23kg

815INC E27 - max 30W

815CBL + Option color : black



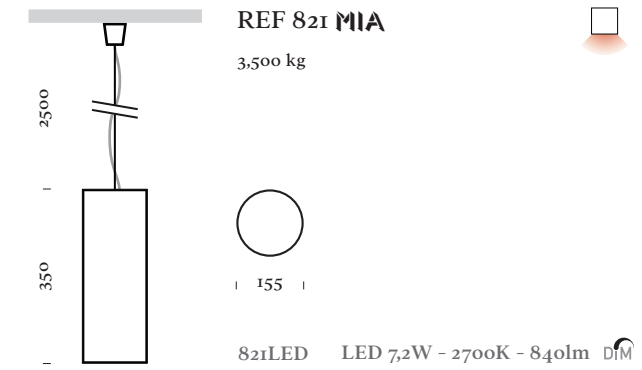
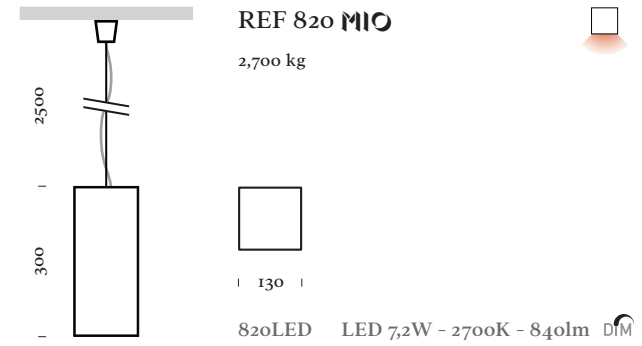
MIO
MIA

Suspensions
Hanglampen
Sospensione



901 ↓

↑ 821





Encastrés
Inbouwlampen
Incassi

↑ 807

**EGG
CALYPSO**

Encastrés
Inbouwlampen
Incassi



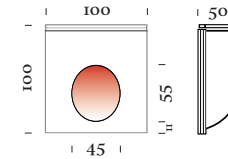
↑ 804

REF 804 EGG

0,483 kg



804LED LED 1,5W - 3000K - 135lm



REF 800 CALYPSO

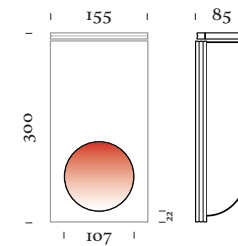
2,100 kg



800GU10 GU10 max 9W


800LED27 LED 1,5W - 2700K - 175lm

800LED30 LED 1,5W - 3000K - 185lm



**SCALA
EDISON**

Encastrés
Inbouwlampen
Incassi



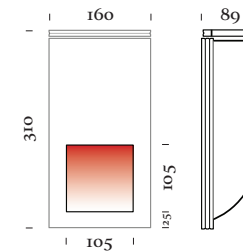
↑ 80i

REF 802 SCALA

2,200 kg



802GU10	GU10 max 9W
802LED27	LED 1,5W - 2700K - 175lm
802LED30	LED 1,5W - 3000K - 185lm

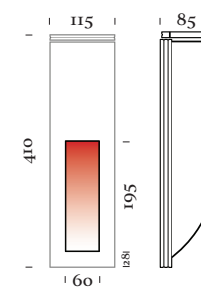


REF 80i EDISON

2,100 KG



80iGU10	GU10 max 9W
80iLED27	LED 1,5W - 2700K - 175lm
80iLED30	LED 1,5W - 3000K - 185lm

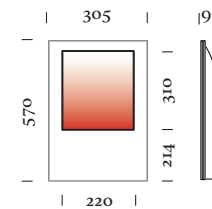


**BOCCA
LUPO**

Encastrés
Inbouwlampen
Incassi



↑ 805



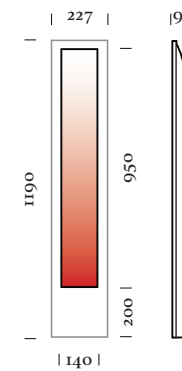
REF 805 BOCCA

3,700kg

805LED27 LED 12W - 2700K - 1840lm **DM**

805LED30 LED 12W - 3000K - 1940lm **DM**

805DIF Option : Cache opalin



REF 803 LUPO

8 kg

803GU10 GU10 max 35W

803LED27 LED 9W - 2700K - 1076lm **DM**

803LED30 LED 9W - 3000K - 1140lm **DM**


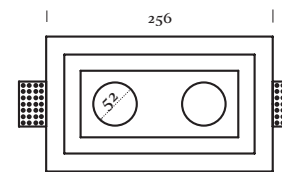
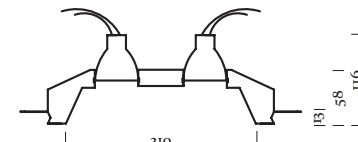
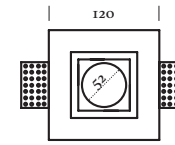
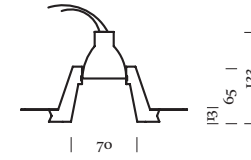


**BAR
BAR BIS**

Encastrés
Inbouwlampen
Incassi



↑ 8o6BB



REF 8o6 BAR

0,600 kg



8o6B	GU10 max 35W
8o6BLED27	LED COB 7,2W - 2700K - 840lm DM
8o6BLED30	LED COB 7,2W - 3000K - 870lm DM



REF 8o6 BAR BIS

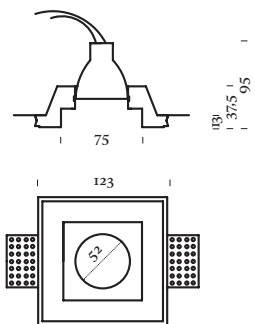
1,200 kg



8o6BB	GU10 max 2x 35W
8o6BBLED27	LED COB 2x 7,2W - 2700K - 2x 840lm DM
8o6BBLED30	LED COB 2x 7,2W - 3000K - 2x 870lm DM

CARRE AREA

Encastrés
Inbouwlampen
Incassi



REF 806 **CARRE**

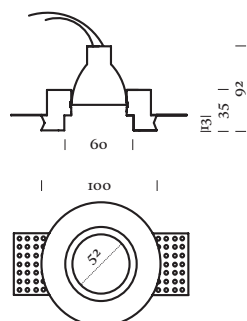
0,600 kg

806	GU10 max 35W
806LED27	LED COB 7,2W - 2700K - 840lm DfM
806LED30	LED COB 7,2W - 3000K - 870lm DfM



REF 806 **AREA**

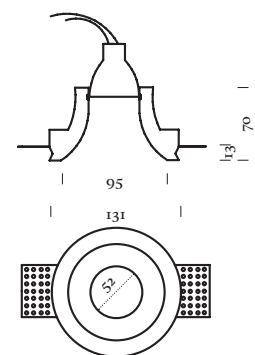
0,250 kg



806A	GU10 max 35W
806ALED27	LED COB 7,2W - 2700K - 840lm DfM
806ALED30	LED COB 7,2W - 3000K - 870lm DfM

CHAMBER COCOON

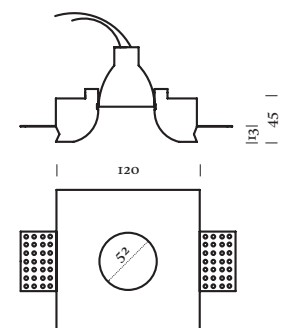
Encastrés
Inbouwlampen
Incassi



REF 806 **CHAMBER**

0,370 kg

806CH	GU10 max 35W
806CHLED27	LED COB 7,2W - 2700K - 840lm DfM
806CHLED30	LED COB 7,2W - 3000K - 870lm DfM




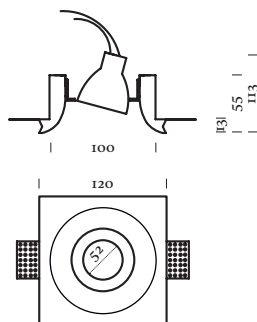
REF 806 **COCOON**

0,450 kg

806C	GU10 max 35W
806CLED27	LED COB 7,2W - 2700K - 840lm DfM
806CLED30	LED COB 7,2W - 3000K - 870lm DfM

CLOUD GUEST

Encastrés
Inbouwlampen
Incassi



REF 806 CLOUD
0,600 kg

0° - 30° / 360°

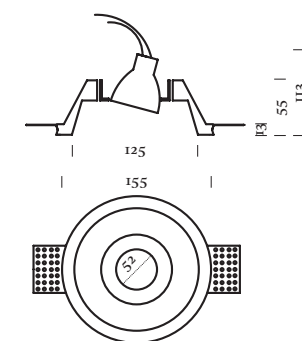
806CL	GU10 max 35W
806CLELED27	LED COB 7,2W - 2700K - 840lm DfM
806CLELED30	LED COB 7,2W - 3000K - 870lm DfM



REF 806 GUEST
0,650 kg

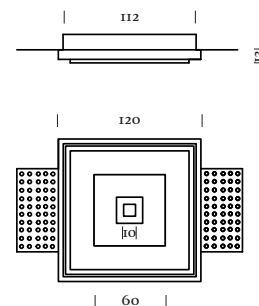
0° - 30° / 360°

806G	GU10 max 35W
806GLED27	LED COB 7,2W - 2700K - 840lm DfM
806GLED30	LED COB 7,2W - 3000K - 870lm DfM



FUSE PUNT

Encastrés
Inbouwlampen
Incassi



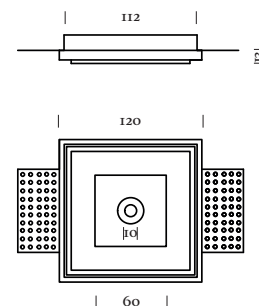
REF 806 FUSE
0,502 kg

806FLED	LED 1,5W - 3000K - 125lm
---------	--------------------------



REF 806 PUNT
0,532 kg

806PLED	LED 1,5W - 3000K - 125lm
---------	--------------------------

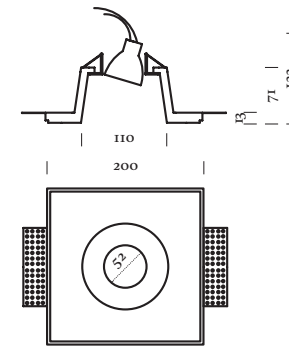


GROUND FLOOR

Encastrés
Inbouwlampen
Incassi



↑ 8o6GF



REF 8o6 GROUND FLOOR

1,200kg

8o6GF GU10 max 50W

8o6GFLED27 LED COB 7,2W - 2700K - 840lm 

8o6GFLED30 LED COB 7,2W - 3000K - 870lm 


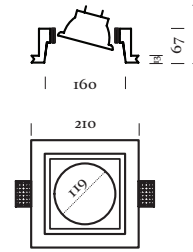


EDGE

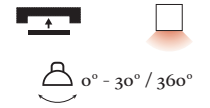
Encastrés
Inbouwlampen
Incassi




↑ 806EBIS



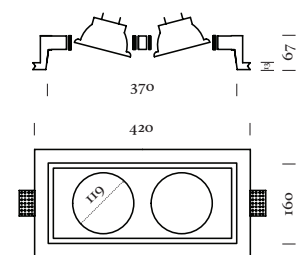
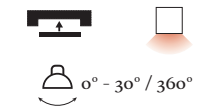
REF 806 **EDGE**
1,750 kg



806E	QR111 - max 75W
806ELED27	LED COB 11,5W - 2700K - 850lm
806ELED30	LED COB 11,5W - 3000K - 875lm
806ECBL	+ Option color : black
806ECGO	+ Option color : gold



REF 806 **EDGE BIS**
3,700 kg



806EBIS	QR111 - max 2x 75W
806EBISLED27	LED COB 2x 11,5W - 2700K - 2x 850lm
806EBISLED30	LED COB 2x 11,5W - 3000K - 2x 875lm
806EBISCBL	+ Option color : black
806EBISCGO	+ Option color : gold


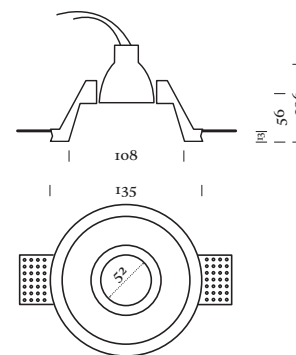
DIAMOND

Encastrés
Inbouwlampen
Incassi



Design
Alain Panier

↑ 817L


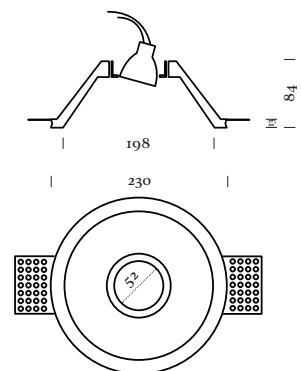


REF 817 M **DIAMOND**

0,750 kg

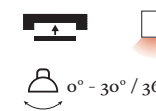


817M	GU10 max 35W
817MLED27	LED COB 7,2W - 2700K - 840lm $\overline{\text{DIM}}$
817MLED30	LED COB 7,2W - 3000K - 870lm $\overline{\text{DIM}}$



REF 817 L **DIAMOND**

1,560 kg



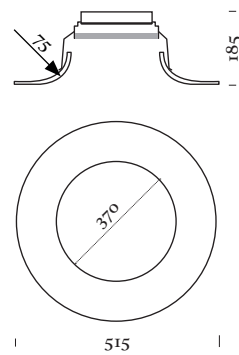
817L	GU10 max 35W
817LLED27	LED COB 7,2W - 2700K - 840lm $\overline{\text{DIM}}$
817LLED30	LED COB 7,2W - 3000K - 870lm $\overline{\text{DIM}}$

CALDERA

Encastrés
Inbouwlampen
Incassi



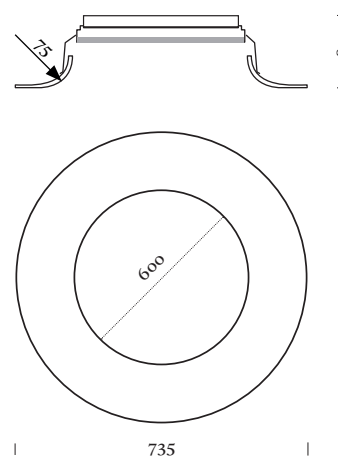
↑ 850



REF 850 CALDERA

3,400kg

850LED LED 25W - 3000K - 2000lm DIM



REF 850 A CALDERA


6,500kg

850ALED LED 40W - 3000K - 3300lm DIM



HARMON

Encastrés
Inbouwlampen
Incassi



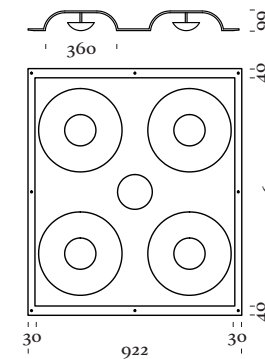
Harmon Hotel
Bruxelles 2019

↑ 809

Luminaire à encastrer composé de 4 dômes texturés et 4 coupoles lisses à rétro éclairage.

Inbouwarmatuur bestaande uit 4 gestructureerde koepels en 4 gladde koepels met achtergrondverlichting.

Apparecchio da incasso composto da 4 cupole testurizzate e 4 cupole lisce con retroilluminazione.



REF 809 HARMON

15kg

4x GU10 max 15W



LINEAR

Encastrés
Inbouwlampen
Incassi

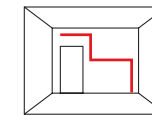
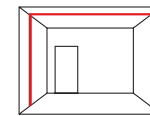


↑ 807

Profil pour LED à encastrer en plâtre haute dureté.
Les profils sont facilement vissés dans toute structure en
plaques de plâtre. Des modules pour les angles sont disponibles
en accessoires.

*LED-inbouwprofiel in gips met hoge hardheid.
De profielen zijn gemakkelijk in elke gipsplatenstructuur in te
schroeven. Hoekmodules zijn als accessoires verkrijgbaar.*


Profilo per LED ad incasso realizzato in gesso ad elevata durezza.
I profili sono facilmente avvitabili su qualsiasi struttura in
cartongesso. Moduli per angoli sono disponibili.



REF 807 MMR LINEAR



REF 807 MML LINEAR



REF 807 MP LINEAR



REF 807 E LINEAR



ACCESSOIRES

LED927	9W/m - 2700K - 1200lm/m
LED930	9W/m - 3000K - 1300lm/m

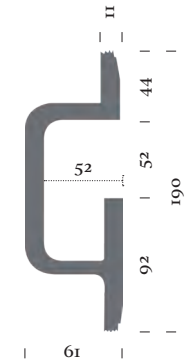
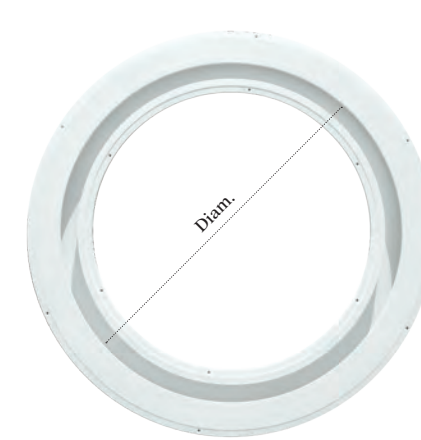
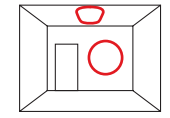
LINEAR CIRCLE

Encastrés
Inbouwlampen
Incassi



Design STEININGER
Lightingdesign by Alexander MAGYAR
Photo Catherine ROIDER

↑ 808



REF 808 **LINEAR** circle



Diam 1000 - 15,500kg

REF 808 A **LINEAR** circle



Diam 1500 - 23,500kg



Appliques d'extérieur
Buitenverlichtingen
Appliche da esterno

↑ 1200

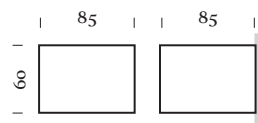
VIA

Appliques d'extérieur
Buitenverlichtingen
Appliche da esterno

IP44  EcoB.



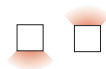
↑ 1200



REF 1200 **VIA**

0,820 kg

1200 LED 5W - 3000K - 550lm



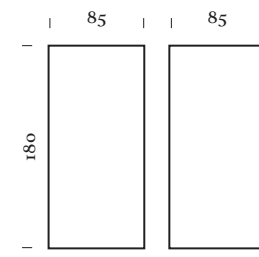
TORRE

Appliques d'extérieur
Buitenverlichtingen
Appliche da esterno

IP44  EcoB.



↑ 1201



REF 1201 **TORRE**

1,570 kg

1201 LED 2x 5W - 3000K - 2x 550lm



PORTELLO

Appliques d'extérieur
Buitenverlichtingen
Appliche da esterno

IP44  EcoB.




↑ 1202

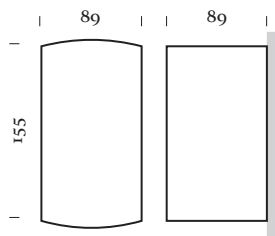
CORTILO

Appliques d'extérieur
Buitenverlichtingen
Appliche da esterno

IP44  EcoB.



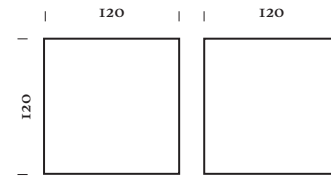
↑ 1203



REF 1202 **PORTELLO**

1,285 kg

1202 LED 2x 5W - 3000K - 2x 550lm



REF 1203 **CORTILO**

1,225 kg

1203 LED 2x 5W - 3000K - 2x 550lm



ALBERGO

Appliques d'extérieur
Buitenverlichtingen
Appliche da esterno

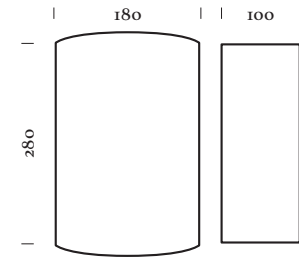
IP44



EcoB.



↑ 1204



REF 1204 **ALBERGO**

3,525kg

1204 LED 2x 5W - 3000K - 2x 550lm





↑ 954 / 954A

Parements
Wandpanelen
Pannelli murali

CANEL

Parement
Wandpanelen
Pannelli murali




↑ 954 / 954A

REF 954A

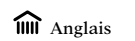
REF 954

REF 954A



REF 954 CANEL

17kg




LOFT

Parement
Wandpanelen
Pannelli murali



↑ 952



REF 952 LOFT

12,500kg




EasyGrips®

KOH-I NOR

Parement
Wandpanelen
Pannelli murali



↑ 953




REF 953 **KOH-I NOR**

27,500kg




TRIO


Parement
Wandpanelen
Pannelli murali



REF 955 **TRIO** **NEW** 
3,100kg




REF 956 **TRIO** **NEW** 
3,400kg





REF 957 **TRIO** **NEW** 
3,400kg

LYS

Parement
Wandpanelen
Pannelli murali



REF 960 **LYS**  Louis XVI **NEW** 
8kg

FLORAL

Parement
Wandpanelen
Pannelli murali




Maison&Objet 2025



Design
Alain Panier

↑ 953



REF 961 FLORAL

32kg



NEW

JADE

Rampe d'escalier
Trappleuning
Ringhiera delle scale



Design
Lionel Jadot

↑ 3020



Rampe d'escalier intégrée
en plâtre haute dureté.

Trappleuning in hoge
hardheid gips geïntegreerd.

Incasso in gesso alta durezza
per scalinata.



REF 3020 JADE



L 2000 - 21,500kg

ACCESSOIRES

LED927	9W/m - 2700K - 1200lm/m
LED930	9W/m - 3000K - 1300lm/m



NOBILE
BILLE

Cornière d'angle
Hoekafwerking
Profilo angolo



3100 ↑



3100A ↑



↑ 3150



Design
Alain Panier



NOBILE est une cornière destinée à produire des angles de murs naturels.

NOBILE is een hoekafwerking bedoeld om hoeken van natuurlijke wanden te produceren.

NOBILE è un angolo destinato a produrre angoli di parete naturali.

Zone de retrait avec trous pour fixation et enduisage sur plaque de plâtre (Gyproc, Placo...)

Verwijderingsgebied met gaten voor bevestiging en gipsplaatcoating (Gyproc, Placo...)

Zona di rimozione con fori per il fissaggio e l'intonacatura su cartongesso (Gyproc, Placo...)

Plâtre haute dureté, résistant aux chocs.

Hoge hardheid gips, schokbestendig.

Intonaco ad alta durezza e resistente agli urti.

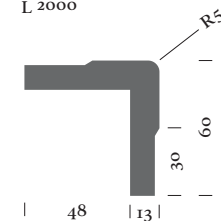
Arête "vieille", arrondie et irrégulière.

"Oude" rand, afgerond en onregelmatig.

Bordo "invecchiato", arrotondato e irregolare.

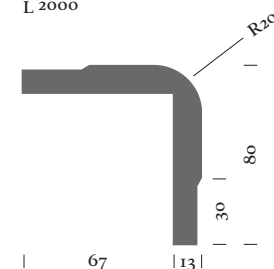
REF 3100 NOBILE

L 2000



REF 3100 a NOBILE

L 2000



Creuse et légère pour fixation par plots au plâtre de plafonnage.

Hol en licht voor bevestiging door percelen met gipsplafond.

Cavo e leggero per il fissaggio da borchie in gesso.

BILLE est une cornière destinée à ajouter un bourrelet ressortant à l'arête du mur.

BILLE is een hoek bedoeld om een uitstekende kraal aan de rand van de muur toe te voegen.

BILLE è un angolo destinato ad aggiungere un cordone sporgente al bordo del muro.

REF 3150 BILLE

L 1250



GRILLE

Grille de ventilation
Ventilatioerooster
Griglia di ventilazione

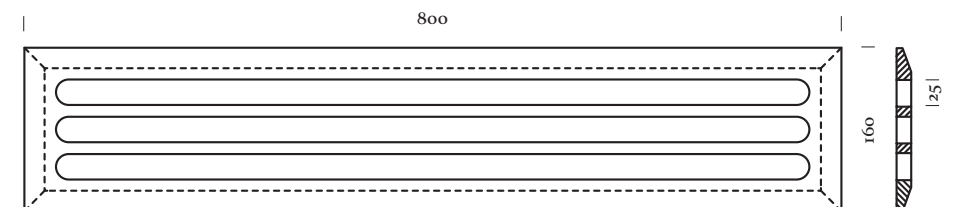


↑ 3250

Grille de ventilation encastrée en plâtre
(Grillage inclus).

Verzonken ventilatioerooster van gips
(Grillen inbegrepen).

Griglia di ventilazione in gesso da incasso
(Grigliata inclusa).



REF 3250 **GRILLE**  **NEW**
2,500kg



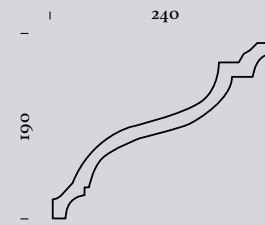
Corniches de plafond
Plafondlijsten
Cornici per soffitto

↑ 179

Corniches de plafond
Plafondlijsten
Cornici per soffitto

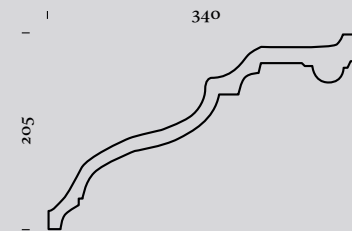


↑ 197



REF 197
L 2550

 Doucine




REF 198
L 2550

 Doucine



STRADA

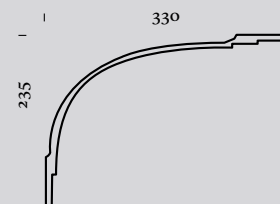
Corniches de plafond
Plafondlijsten
Cornici per soffitto



↑ i81

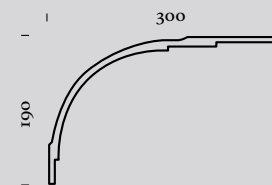
REF i82 STRADA

L 2550



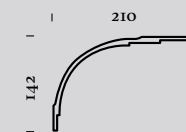
REF i81 STRADA

L 2550



REF i80 STRADA

L 2550



Art Déco

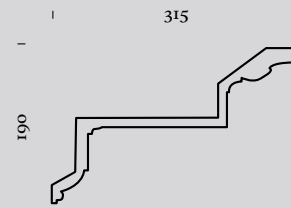


Corniches de plafond
Plafondlijsten
Cornici per soffitto




Boutique RH
Bruxelles 2024

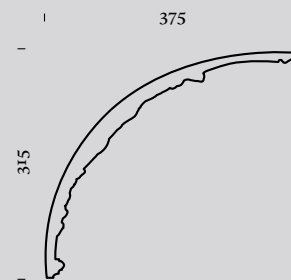
↑ 202 / 414



REF 202


L 2100

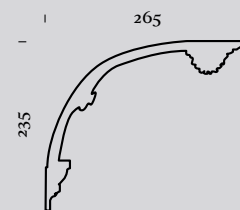
 Louis XVI



REF 188


L 1260

 Louis XVI



REF 422

L 1950

 Louis XVI



VERSAILLES

Corniches de plafond
Plafondlijsten
Cornici per soffitto

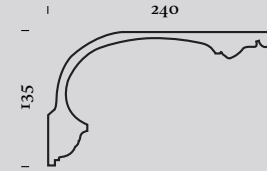


Paris 2024

↑ 204A / 357 / 251

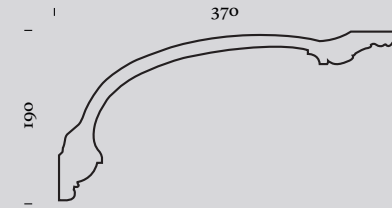
REF 204 **VERSAILLES** **NEW**


L 2150



REF 204A **VERSAILLES** **NEW**

L 2440



 Louis XVI



EasyGips®

REF 464 **VERSAILLES** **NEW**

↳ REF 204A

L 425 x 485, P 85

ABONDANCE

Corniches de plafond
Plafondlijsten
Cornici per soffitto

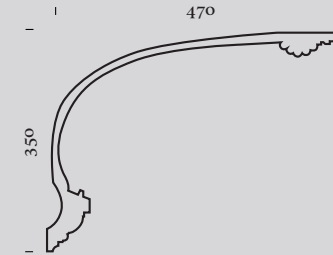



Bruxelles 2024

↑ 456 / 469

REF 456 ABONDANCE **NEW**

L 1950



 Louis XVI



 EasyClips®

REF 469 ABONDANCE **NEW**

↳ REF 456

L 1000 x 1000, P 470

CHAMBORD

Corniches de plafond
Plafondlijsten
Cornici per soffitto



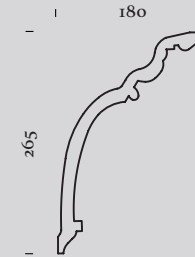
Château de Mirwart 2021


↑ 179

REF 179 CHAMBORD

NEW

L 2100



 Louis XVI



CHAMPIGNY

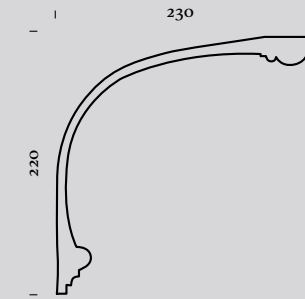
Corniches de plafond
Plafondlijsten
Cornici per soffitto



↑ 192A

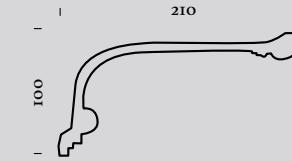
REF 192 CHAMPIGNY

L 2550



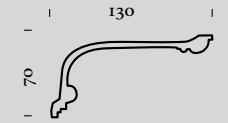
REF 192 A CHAMPIGNY

L 2250




REF 192 PM CHAMPIGNY

L 2250



 Classique



CHAMPIGNY LED **NEW**

Cette corniche existe aussi en version rétro-éclairée. P.219
Deze kroonlijst bestaat ook in een versie met verlichting. P.219
Questa cornice esiste anche in versione retroilluminata. P.219

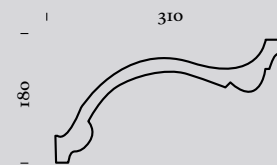
SENLIS

Corniches de plafond
Plafondlijsten
Cornici per soffitto

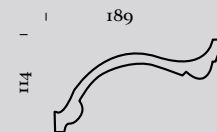


↑ I47A

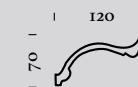
REF I47 B SENLIS
L 2550



REF I47 A SENLIS
L 2500



REF I47 SENLIS
L 2500



 Classique



LOBBY

Corniches de plafond
Plafondlijsten
Cornici per soffitto

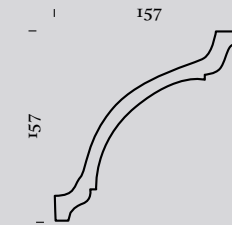


↑ 413



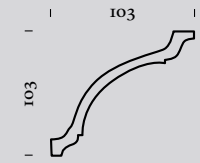
REF 413 LOBBY

L 2500

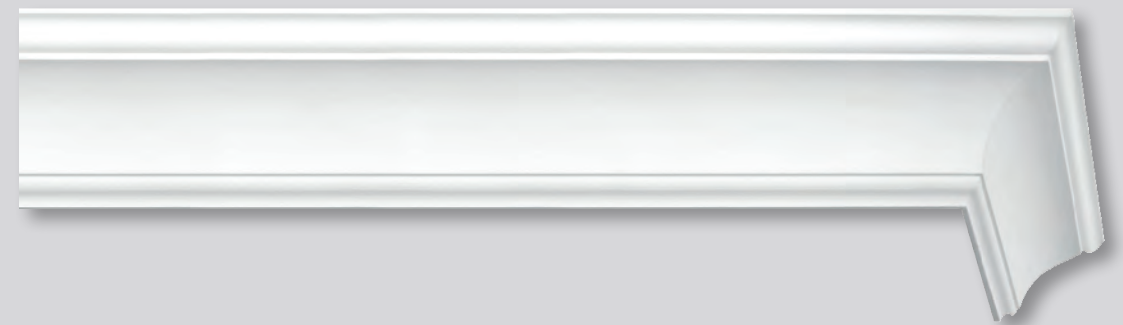


REF 412 LOBBY

L 2500



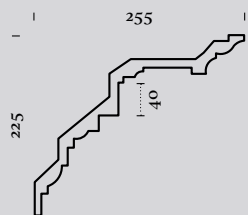
Classique



Corniches de plafond
Plafondlijsten
Cornici per soffitto



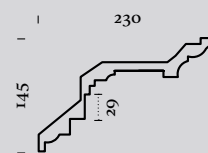
REF 203 ALTA

L 2550



REF 191 BASSA

L 2550

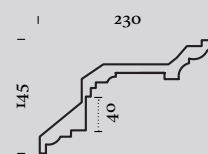


REF 324 A ALTA

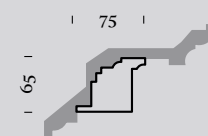
REF 230

REF 191 A BASSA

L 2550



REF 324 BASSA



NEW YORK

Corniches de plafond
Plafondlijsten
Cornici per soffitto

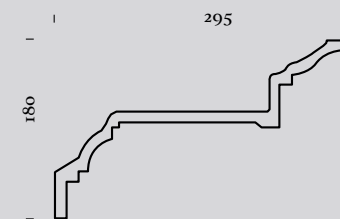


Aalst 2024

↑ 193

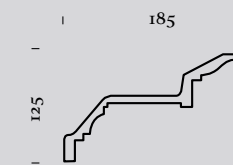
REF 193 A NEW YORK

L 2550



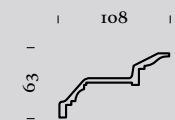
REF 193 NEW YORK

L 2250




REF 193 PM NEW YORK

L 2250



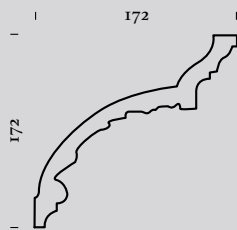
Directoire



Corniches de plafond
Plafondlijsten
Cornici per soffitto

REF 409 **ATENA**
L 2550

 Louis XVI



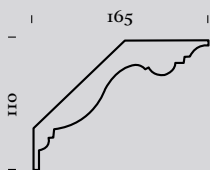
REF 194
L 2500

  Doucine



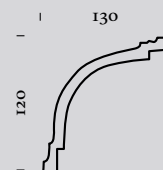
REF 190
L 2300

  Classique



REF 195
L 2250

  Art Déco




REF 455
L 1400

  Louis XVI



REF 196
L 2500

 Louis XVI



Corniches de plafond
Plafondlijsten
Cornici per soffitto

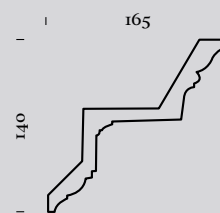


© A3 development
Photo : Jo Pauwels

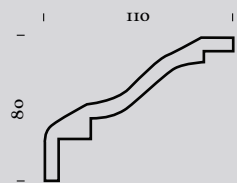
↑ 189

REF 189
L 1400

EasyGips®  Louis XVI

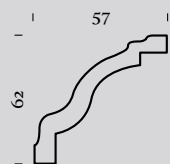


Corniches de plafond
Plafondlijsten
Cornici per soffitto



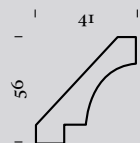
REF 392
L 2500

EasyGips®  Doucine



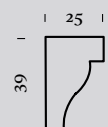
REF 229
L 1400

EasyGips®  Doucine



REF 228
L 1330

EasyGips®  Gorge




REF 230
L 1330

EasyGips®  Doucine



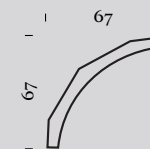
EasyGips®

REF 216L **BASIC** **NEW**
L 2000



EasyGips®

REF 216M **BASIC** **NEW**
L 2000



EasyGips®

REF 217 **BIS** **BASIC** **NEW**
↳ REF 216M

L 113 x 100, P 65



EasyGips®

REF 217 **TER** **BASIC** **NEW**
↳ REF 216M

L 113 x 100, P 125

Moulores de plafond
Plafondlijsten
Cornici per soffitto



Ixelles 2024

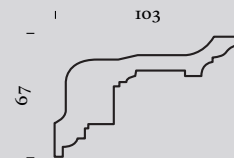
↑ 138



REF 138

NEW

L 1975

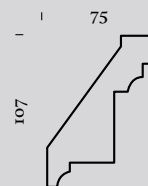


Louis XVI



REF 205

L 1950



REF 361

L 1030

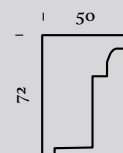


Louis XVI



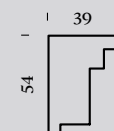
REF 137 A

L 1250



REF 137

L 1030



Louis XVI



REF 127

L 1235

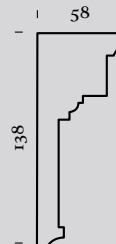
EasyGips®  Louis XVI



REF 359

L 2500

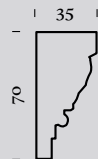
EasyGips®  Empire



REF 139

L 1735

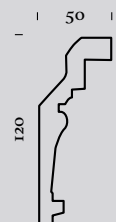
EasyGips®  Louis XVI



REF 347

L 1030

EasyGips®  Anglais



MILES

Moulores de plafond
Plafondlijsten
Cornici per soffitto



Aalst 2024

↑ 200 / 221 / 222 / 223 / 224M / 475

REF 200 MILES

EasyGips® Contemporain

L 2000



REF 200 A MILES

EasyGips® Contemporain

L 2000



REF 200 B MILES

Contemporain

L 2000





↑ 295A / 359 / 367 / 386 / 421

Moultures
Muurlijsten
Modanature

BORDER

Mouures
Muurlijsten
Modanature



↑ 485 / 315



REF 315 BORDER

L 150 x 150, P 52



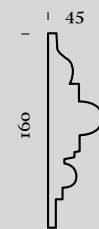
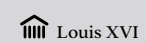
REF 485 BORDER

L 2030



REF 401 DZEN

L 2000



REDENT

Moulores
Muurlijsten
Modanature

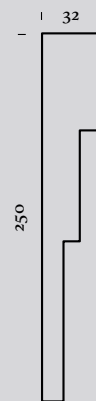


↑ 383B



REF 383 B REDENT

L 2000




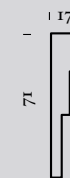
REF 383 A REDENT

L 1330



REF 383 REDENT

L 1330





Show-Room RH
Bruxelles 2024

↑ 414

REF 416 LAURIER

L 1530



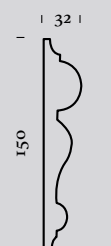
REF 416S LAURIER **NEW**

L 1620



REF 356

L 2000



REF 414

L 1260



LAUREA

Mouures
Muurlijsten
Modanature



↑ 736 / 738 / 284A



REF 468 LAUREA

L 1190



REF 736 A / B

L 645 x 645 R 720



NEW

REF 738 LAUREA



↳ REF 468

L 814 x 814 R 562



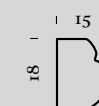
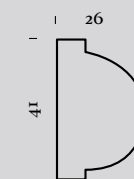
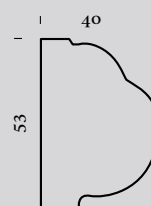

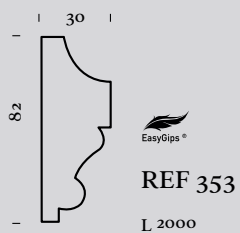
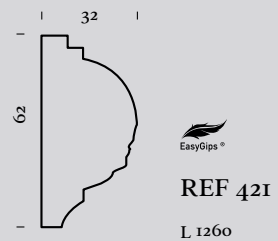
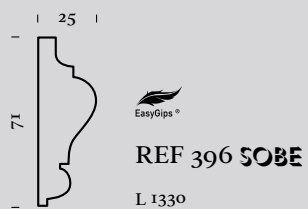

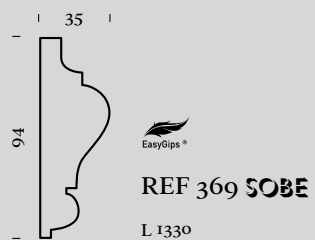
NEW

REF 284A LENS

↳ REF 2003

L 766 x 779 R 478

Mouures
Muurlijsten
Modanature





Uccle 2024

↑ 357 / 251 / 252



REF 252 **COQUILLE** **NEW**

540 x 245 Prf. 20

↳ REF 357



REF 251 **NEW**

↳ REF 357



REF 307 **NEW**

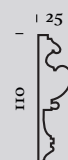
790 x 307 Prf. 55

↳ REF 357



REF 357 **NEW**

L 2250





Woluwé-Saint-Lambert 2020

↑ 222 / 222PM / 386 / 291 / 224M



REF 386 A NEO

L 1330



REF 386 NEO

L 1330



REF 386 PM NEO

L 1250



REF 386 IN NEO

L 2250



REF 291 NEO

↳ REF 386

135 X 135 X 25



REF 291pm NEO **NEW**

↳ REF 386pm

150 X 150 X 25



Mouures
Muurlijsten
Modanature



REF 2005 LENS

L 1330



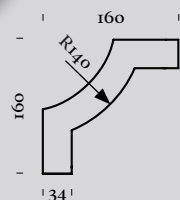

REF 2003 LENS

L 1250



REF 2002 LENS

L 980



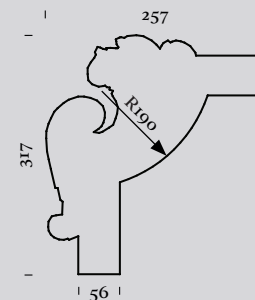
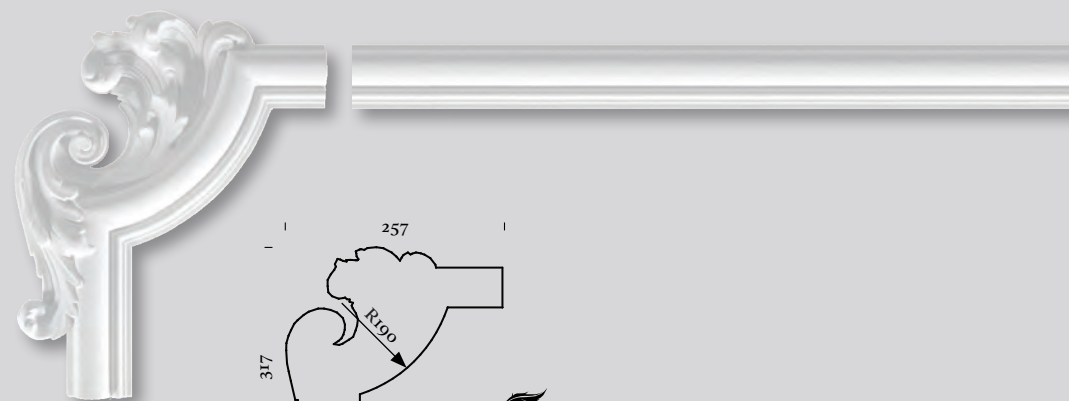
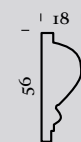
REF 284 LENS

↳ REF 2003



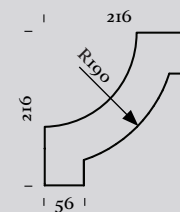
REF 141

L 1330



REF 283 A/B

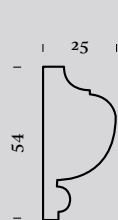
↳ REF 141



REF 283 C

↳ REF 141

Mouluures
Muurlijsten
Modanature



REF 222 BEC
L 1330



NEW



REF 303
↳ REF 292A

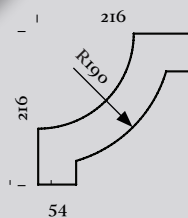
187 x 187 Prf. 10



⌚ Louis XV

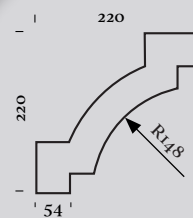



REF 292 BEC
↳ REF 222 BEC

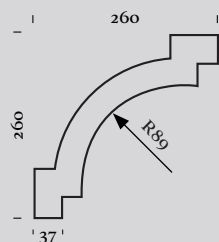
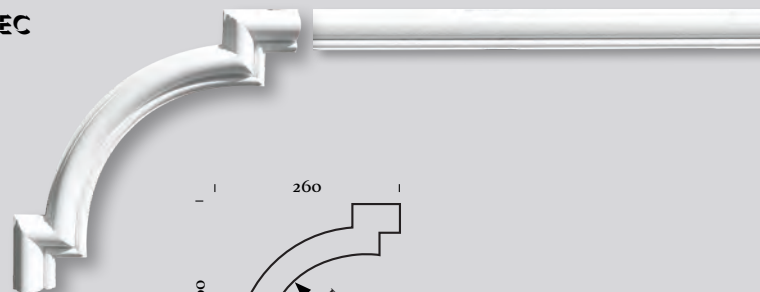


NEW

REF 292A BEC
↳ REF 222 BEC




REF 222 PM BEC
L 1250



REF 296 BEC **NEW**
↳ REF 222PM BEC

NEW



REF 321
↳ REF 292A

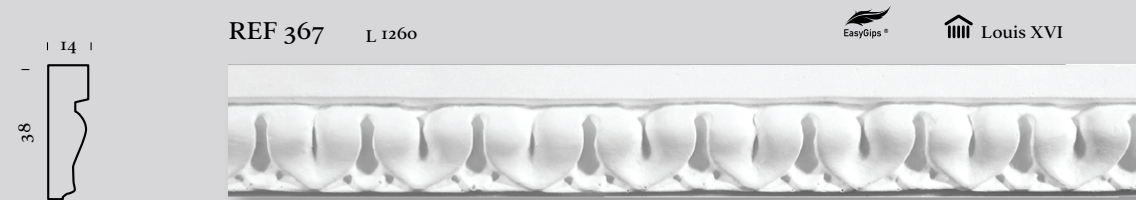
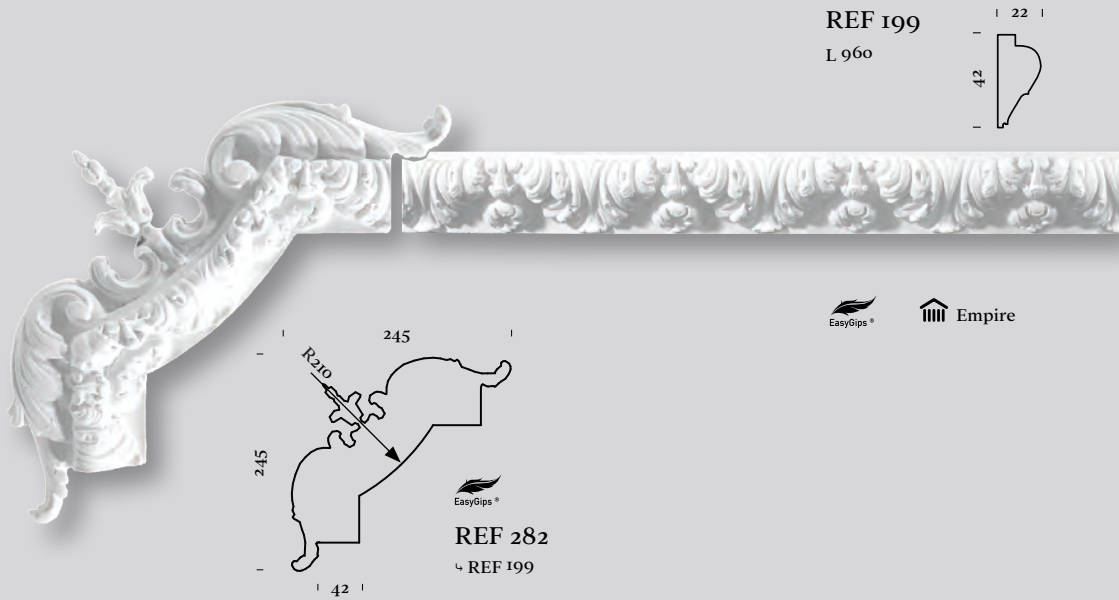
150 x 150 Prf. 25



⌚ Romantique



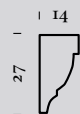
Mouluures
Muurlijsten
Modanature





REF 426 L 1150

EasyGrips® Louis XVI



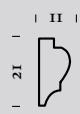
REF 366 L 1200

EasyGrips® Louis XVI



REF 350 L 940

EasyGrips® Empire




REF 385 L 1250

EasyGrips®



REF 348 L 1250

EasyGrips® Louis XVI



REF 365 L 960

EasyGrips® Louis XVI





↑ 373



REF 221
L 2250



REF 373
L 2250



REF 220
L 2250



REF 220 A **NEW**

↳ REF 220

L 30 H 85 E 30

FITCH

Lambris
Lambrisering
Pannellatura



Nivelles 2017


↑ 221 / 222 / 223 / 224M

FITCH est un lambris à appliquer.

FITCH is een toe te passen lambrisering.

FITCH è una pannellatura da applicare.

REF 221
L 2250





REF 222 A
BEC
L 54 H 405 E 25

REF 222
BEC
L 1330



REF 223 A **FITCH** REF 223 **FITCH**
L 50 H 260 E 13 L 1250



REF 224 L
L 2500

REF 224 M
L 2500



MIRWART

Lambris
Lambrisering
Pannellatura



Château de Mirwart 2020

↑ 225 / 220 / 224M

MIRWART est un lambris à enduire.

MIRWART is een lambrisering om te pleisteren.

MIRWART è una pannellatura da stuccare.



NEW

REF 225C MIRWART

L 720 x 770 x 25

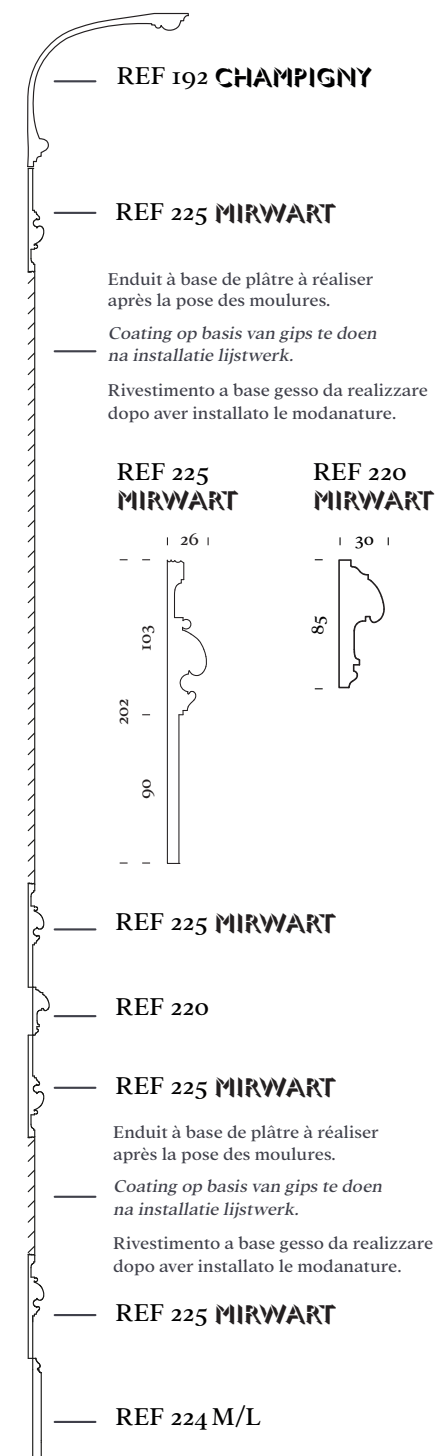
EasyGips® Louis XVI

NEW

REF 225T MIRWART

L 720 x 770 x 25

EasyGips® Louis XVI



REF 192 **CHAMPIGNY**

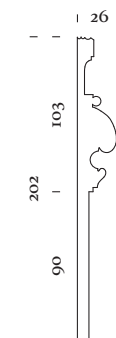
REF 225 **MIRWART**

Enduit à base de plâtre à réaliser après la pose des moulures.

Coating op basis van gips te doen na installatie lijstwerk.

Rivestimento a base gesso da realizzare dopo aver installato le modanature.

REF 225
MIRWART



REF 220
MIRWART



REF 225 **MIRWART**

REF 220

REF 225 **MIRWART**

Enduit à base de plâtre à réaliser après la pose des moulures.

Coating op basis van gips te doen na installatie lijstwerk.

Rivestimento a base gesso da realizzare dopo aver installato le modanature.

REF 225 **MIRWART**

REF 224 M/L



Kraainem 2024


Plinthes
Plinten
 Battiscopi

↑ 224M

REF 224 L
 L 2500 - 14,5 Kg



REF 224 M
 L 2500 - 12,5 Kg



REF 224 A **NEW**
 ↳ REF 224M/L

L 25 H 150/190 E 25



Chambranles
Doorkozijnen
Cornichi di porta

↑ 475 / 475SM

X-DUR®

NEW

REF 474 BEC
L 1330



REF 474 S BEC

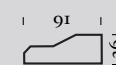


NEW

REF 475
L 2250



REF 475 S

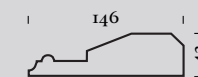


NEW

REF 476
L 2250



REF 476 S



Frises
Friezen
Fregi

REF 384
L 480



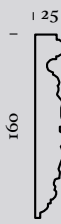
REF 375
L 1105



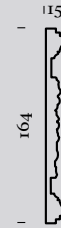
REF 399
L 1235



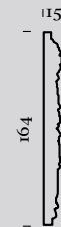
REF 379
L 1230



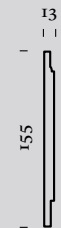
REF 372
L 1060



REF 377
L 430



REF 371
L 670



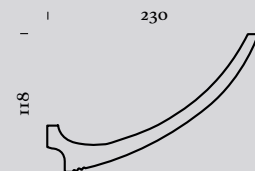
REF 380
L 1080



Corniches lumineuses
Verlichtingslijsten
Cornici luminose

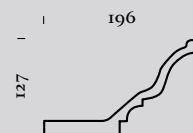



↑ 123



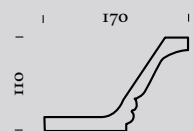
REF 404
L 2500

Contemporain



REF 123
L 2500

Doucine



REF 124
L 2500

Doucine



ACCESSOIRES

LED927	9W/m - 2700K - 1200lm/m
LED930	9W/m - 3000K - 1300lm/m

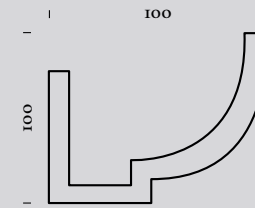
Corniches lumineuses
Verlichtingslijsten
Cornici luminose



↑ 131 M

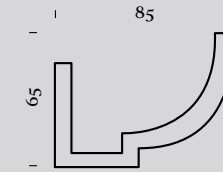


REF 131 L LUMMUS
L 2000

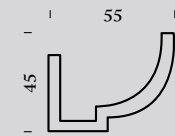


NEW


REF 131 M LUMMUS
L 2000



REF 131 LUMMUS
L 2000






Contemporain



ACCESSOIRES

LED927	9W/m - 2700K - 1200lm/m
LED930	9W/m - 3000K - 1300lm/m



ACCESSOIRES

LED927	9W/m - 2700K - 1200lm/m
LED930	9W/m - 3000K - 1300lm/m



ACCESSOIRES

LED927	9W/m - 2700K - 1200lm/m
LED930	9W/m - 3000K - 1300lm/m

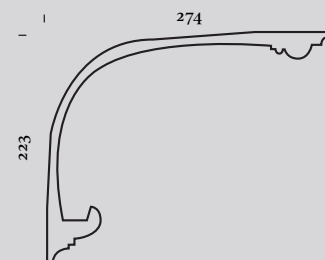


Kraainem 2024

↑ I92A LED

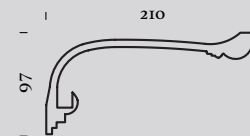
REF I92 LED CHAMPIGNY

L 2550



REF I92 ALED CHAMPIGNY

L 2250




REF I92 PMLED CHAMPIGNY

L 2250



Classique



ACCESSOIRES

LED927	9W/m - 2700K - 1200lm/m
LED930	9W/m - 3000K - 1300lm/m



Brabant Wallon 2018

↑ 3004 / 3013


Moulures de façades Gevel mouluren Modanature per facciata



Le PLÂTRE & CHAUX est utilisé sur des façades semi-protégées.
GIPS en KALK wordt toegepast op halfbeschermdde gevels.




EcoB. L'ECO-BETON est nécessaire lorsque la façade est très exposée à la pluie et au vent.
ECO-BETON is nodig als de gevel sterk wordt blootgesteld aan regen en wind.



3000CH	L 1330
3001CH	L 2000
3002CH	L 2000
3003CH	L 2000
3004CH	L 2000



3000ECO	L 1100
3001ECO	L 1100
3002ECO	L 1100
3003ECO	L 1100
3004ECO	L 1100



3005CH	L 2000
3006CH	L 2000
3007CH	L 2000
3008CH	L 2000



3005ECO	L 1100
3006ECO	L 1100
3007ECO	L 1100
3008ECO	L 1100



↑ 3004 / 3013

Ornements de façade
Gevel versieringen
 Ornamenti per facciate



REF 3012
 365 x 600 Prf. 80
 11,500kg



REF 3011
 365 x 550 Prf. 80
 11kg



REF 3013
 625 x 390 Prf. 115
 9kg



REF 3017
 235 x 360 Prf. 120
 7,300kg



REF 3016
 195 x 170 Prf. 40
 1,500kg



REF 731
 Diam. 265 Prf. 85
 1,900kg



REF 3016 A
 235 x 235 Prf. 65
 2,800kg



REF 729
 Diam. 305 Prf. 130
 3,500kg

Bossage de façade
Gevel versiering
Bugnato di facciata



Château du Stuyvenberg 2018


↑ 3019




REF 3019 XS
91 x 256 Prf.15
1kg



REF 3019 S
285 x 256 Prf. 15
2,800kg



REF 3019 M
400 x 256 Prf. 15
3,900kg



REF 3019 L
510 x 256 Prf. 15
5,300kg



↑ 641



REF 639
140 x 435 Prf. 140
9kg



REF 642
150 x 450 Prf. 150
12kg



REF 640
155 x 590 Prf. 155
12kg



REF 643
155 x 590 Prf. 155
17kg



REF 641
160 x 635 Prf. 160
12,500kg



↑ 45°

Rosaces
Rozetten
Rosoni

Rosaces
Rozetten
Rosoni



REF 149
Diam. 90 Prf. 23 Prf. int. 15
0,080 Kg



REF 152
Diam. 110 Prf. 23 Prf. int. 15
0,120 Kg



REF 63
Diam. 170 Prf. 43 Prf. int. 20
0,200 Kg



REF 242
Diam. 145
Prf. 35
Prf. int. 20
0,290 Kg



REF 243
Diam. 125
Prf. 35
Prf. int. 20
0,185 Kg



REF 363
100 x 100
Prf. 25
Prf. int. 15
0,225 Kg



REF 364
130 x 130
Prf. 30
Prf. int. 20
0,390 Kg




REF 71
Diam. 125 Prf. 40 Prf. int. 20
0,200 Kg



REF 73
Diam. 160 Prf. 30 Prf. int. 15
0,250 Kg



REF 77
Diam. 155 Prf. 40 Prf. int. 15
0,200 Kg



REF 47
Diam. 210 Prf. 55 Prf. int. 40
0,550 Kg



REF 47 A
Diam. 260 Prf. 70 Prf. int. 50
1 Kg



REF 93
Diam. 230 Prf. 40 Prf. int. 15
0,610 Kg



⌚ Louis XV



REF 67
Diam. 160 Prf. 80 Prf. int. 55
0,370 Kg



REF 66
Diam. 170 Prf. 50 Prf. int. 35
0,500 Kg



REF 245
Diam. 165 Prf. 45 Prf. int. 20
0,360 Kg



REF 78
Diam. 155 Prf. 25 Prf. int. 15
0,150 Kg



REF 79
Diam. 195 Prf. 23 Prf. int. 15
0,230 Kg



REF 78 A
Diam. 215 Prf. 55 Prf. int. 20
0,500 Kg



REF 61
Diam. 260 Prf. 55 Prf. int. 35
1,300 Kg



REF 57
Diam. 255 Prf. 35 Prf. int. 15
0,800 Kg




REF 58
Diam. 300 Prf. 35 Prf. int. 15
1,100 Kg




Rosaces
Rozetten
Rosoni




REF 59 
335 x 220 Prf. 35 Prf. int. 10
0,700 Kg





REF 60 
Diam. 380 Prf. 25 Prf. int. 10
1,380 Kg





REF 90 
491 x 285 Prf. 47 Prf. int. 25
1,900 Kg




REF 92 
Diam. 400 Prf. 80 Prf. int. 15
2,240 Kg
 Louis XVI




REF 45I S 
Diam. 610 Prf. 65 Prf. int. 20
7,500 Kg
 Louis XVI



REF 417 
Diam. 660 Prf. 55 Prf. int. 15
6,500 Kg



REF 427
L 1165 x 720 Prf. 40 Prf. int. 20
9,800 Kg
 Louis XV





REF 24I
Diam. 450
Prf. 35
Prf. int. 15
2,900 Kg





REF 24I A
Diam. 750
Prf. 65
Prf. int. 15
8,900 Kg



REF 9I 
Diam. 840 Prf. 60 Prf. int. 15
7,500 Kg
 Louis XV



REF 452 
Diam. 960 Prf. 67 Prf. int. 30
11,500 Kg
 Empire



↑ 2000



REF 453 **NEW**

Diam. 1000 Prf. 65
14,500 Kg

Anglais



REF 2000

Diam. 1200 Prf. 50 (en 2 parties / in 2 delen)
11 Kg

Louis XVI



REF 418

Diam. 1300 Prf. 60 (en 2 parties / in 2 delen)
28 Kg

Louis XVI

Rosaces à encastrer
Inbouw rozetten
Incassi rosoni




↑ 451 L



REF 451 L  **NEW**


Diam. 1350 Prf. 65
27 Kg

 Louis XVI



REF 454  **NEW**

Diam. 1330 Prf. 75
30 Kg

 Louis XVI

Rosaces à encastrer
Inbouw rozetten
Incassi rosoni





↑ 429




REF 428  **NEW**


530 x 470 Prf. 50
2,7 Kg

 Louis XVI



REF 429 

625 x 625 Prf. 50
9,5 Kg

 Louis XVI



Ixelles - 2020

↑ 343 / 1015

Consoles
Consoles
Mensole

242

GESSO 2025

243

CLASSICAL
PLASTER

Consoles
Consoles
Mensole



REF 260
65 x 110 Prf. 35
EasyGips®



REF 342
75 x 85 Prf. 40
EasyGips® Classique



REF 341
80 x 140 Prf. 40
EasyGips® Louis XV



REF 339
85 x 120 Prf. 60
EasyGips® Louis XVI



REF 336
65 x 145 Prf. 65
EasyGips® Classique



REF 340
115 x 160 Prf. 75
EasyGips® Gustavien



REF 335
75 x 145 Prf. 75
EasyGips® Empire



REF 732 **NEW**
180x160 Prf. 34
EasyGips® Empire



REF 338
120 x 770 Prf. 165
EasyGips® Directoire



REF 343
335 x 745 Prf. 193
EasyGips® Louis XIV



REF 340 A
95 x 225 Prf. 80
EasyGips® Louis XVI



REF 333
175 x 305 Prf. 155
EasyGips® Directoire



REF 333 A
190 x 315 Prf. 155
EasyGips® Louis XVI



REF 337
265 x 365 Prf. 185
EasyGips® Louis XV




REF 334
240 x 350 Prf. 195
EasyGips® Directoire




REF 332
300 x 435 Prf. 265
EasyGips® Directoire

Ornaments
Ornamenten
Ornamenti




REF 288 
Diam. 25 Prf. 8





REF 298 
Diam. 25 Prf. 6




REF 313 
Diam. 27 Prf. 6




REF 290 
Diam. 65 Prf. 7




REF 299 
Diam. 67 Prf. 13




REF 304 
Diam. 67 Prf. 5




REF 294 
Diam. 30 Prf. 6




REF 287 
Diam. 35 Prf. 12




REF 305 
Diam. 37 Prf. 10




REF 285 
Diam. 80 Prf. 16




REF 316 
Diam. 102 Prf. 13




REF 314 
Diam. 130 Prf. 6




REF 293 
Diam. 41 Prf. 6




REF 306 
Diam. 45 Prf. 17




REF 297 
Diam. 46 Prf. 11




REF 295 A 
Diam. 153 Prf. 18




REF 323 
113 x 95 Prf. 20




REF 322 
147 x 72 Prf. 14




REF 309 
Diam. 50 Prf. 6




REF 286 
Diam. 58 Prf. 10




REF 289 
Diam. 58 Prf. 8

Ornements
Ornamenten
Ornamenti




REF 318 
125 x 80 Prf. 15



REF 320 
60 x 50 Prf. 13




REF 319 
56 x 56 Prf. 13




REF 302 
91 x 91 Prf. 20



REF 317 
105 x 105 Prf. 21



REF 301 
179 x 179 Prf. 35



REF 300  **NEW**
200 x 200 Prf. 38



REF 265
132 x 75 Prf. 12
  Louis XV



REF 266
66 x 69 Prf. 11
  Louis XV



REF 267
52 x 34 Prf. 5
  Louis XV



REF 263
154 x 113 Prf. 17
  Louis XV





REF 264
140 x 85 Prf. 10
  Empire



REF 268
85 x 120 Prf. 9
  Empire



REF 273
32 x 48 Prf. 5
  Louis XIV



REF 272
80 x 98 Prf. 14
  Louis XIII




REF 271
118 x 152 Prf. 15
  Louis XIII

Ornements
Ornemenen
Ornamenti



REF 3014
1130 x 350 Prf. 55
EasyGips® Empire



REF 210
336 x 128 Prf. 25
EasyGips® Empire



REF 211
260 x 102 Prf. 18
EasyGips® Empire



REF 212
113 x 41 Prf. 6
EasyGips® Empire



REF 235
820 x 128 Prf. 8
EasyGips® Empire



REF 234
1024 x 145 Prf. 9
EasyGips® Empire



REF 253
315 x 150 Prf. 52 (pour/voor REF141)
EasyGips® Louis XV



REF 254 A
260 x 120 Prf. 26
EasyGips® Louis XV



REF 254 B
260 x 120 Prf. 26
EasyGips® Louis XV



REF 256 A
142 x 49 Prf. 18
EasyGips® Louis XIV



REF 255
245 x 110 Prf. 32
EasyGips® Louis XV



REF 256 B
142 x 49 Prf. 18
EasyGips® Louis XIV



REF 259 A
165 x 88 Prf. 11
EasyGips® Louis XVI



REF 258
123 x 121 Prf. 21
EasyGips® Louis XV



REF 259 B
165 x 88 Prf. 11
EasyGips® Louis XVI



REF 257
810 x 115 Prf. 22
EasyGips® Louis XV



↑ 739 / 357 / 362 / 239AB



REF 739  **NEW**
↳ REF 222PM

L 470 x 580

 Louis XV



↑ 328A



REF 328 A  **NEW**
↳ REF 222PM

L 720 x 770 x 25

  Louis XV



REF 328 B  **NEW**
↳ REF 222PM

L 720 x 770 x 25

  Louis XV



↑ 321 / 224 / 222 / 222PM / 292A / 296



NEW

REF 239 A

↳ REF 222PM

210 x 125 Prf. 12

  Louis XVI



NEW

REF 239 B

↳ REF 222PM

210 x 125 Prf. 12

  Louis XVI

Ornements
Ornamenten
Ornamenti



REF 207
970 x 302 Prf. 44
EasyGips® Louis XVI



REF 207 A
970 x 222 Prf. 44
EasyGips® Louis XVI



REF 208
476 x 111 Prf. 28
EasyGips® Louis XVI



REF 209
286 x 153 Prf. 31
EasyGips® Louis XVI




REF 213
90 x 85 Prf. 9
EasyGips® Louis XVI



REF 215 D
168 x 245 Prf. 19
Printemps /Lente
EasyGips® Louis XVI



REF 215 A
162 x 245 Prf. 22
Été / Zomer
EasyGips® Louis XVI



REF 215 C
169 x 245 Prf. 18
Automne / Herfst
EasyGips® Louis XVI




REF 215 B
175 x 245 Prf. 20
Hiver / Winter
EasyGips® Louis XVI



REF 177
365 x 145 Prf. 56
EasyGips® Louis XVI




REF 177 A
171 x 268 Prf. 41
EasyGips® Louis XVI



REF 178
485 x 150 Prf. 42
EasyGips® Louis XVI



REF 178 A
50 x 165 Prf. 27
EasyGips® Louis XVI



REF 176
605 x 185 Prf. 23
EasyGips® Louis XVI



REF 176 A
67 x 377 Prf. 19
EasyGips® Louis XVI

Ornements
Ornamenten
Ornamenti



REF 113
17 x 265
Prf. 12

EasyGips®
Louis XVI



REF 187
31 x 321
Prf. 18

EasyGips®
Empire



REF 183
38 x 290
Prf. 8

EasyGips®
Empire



REF 184
38 x 190
Prf. 8

EasyGips®
Empire



REF 185
38 x 130
Prf. 6

EasyGips®
Empire



REF 186
39 x 181
Prf. 8

EasyGips®
Louis XVI



REF 238
90 x 200 Prf. 6

EasyGips® Empire



REF 214
185 x 257 Prf. 29

EasyGips® Louis XVI



REF 274
194 x 400 Prf. 31

EasyGips® Louis XVI



REF 276
195 x 1150 Prf. 70

EasyGips® Louis XVI



REF 277
185 x 635 Prf. 35

EasyGips® Louis XVI



REF 280
112 x 135 Prf. 16

EasyGips®



REF 281
185 x 242 Prf. 19

EasyGips® Empire



REF 724
967 x 118 Prf. 16

EasyGips® Baroque



REF 724 A
121 x 119 Prf. 18

EasyGips® Baroque



REF 723
168 x 158 Prf. 20

EasyGips® Baroque



REF 279
325 x 492 Prf. 17
EasyGips®  Empire



REF 3015
425 x 1110 Prf. 40
EasyGips®  Empire

REF 727 A
124 x 230 Prf. 14
EasyGips®



REF 727
56 x 110 Prf. 9
EasyGips®  Louis XVI



REF 734
99 x 142 Prf. 12
EasyGips®  Victorien



REF 240
178 x 174 Prf. 30
EasyGips®  Empire



REF 236
178 x 222 Prf. 13
EasyGips®  Louis XVI



REF 275
352 x 220 Prf. 35
EasyGips®  Empire



REF 730
87 x 90 Prf. 19
EasyGips®  Louis XVI



REF 726
112 x 43 Prf. 16
EasyGips®




REF 728
104 x 98 Prf. 13
EasyGips®  Louis XVI




Woluwé-Saint-Lambert 2020

↑ 737



REF 737 


L 172 x 540

 Louis XVI



REF 742  **NEW**

L 192 x 566

 Louis XV



REF 741  **NEW**

L 204 x 336

 Louis XV

Ecoinçons
Hoeken
Angoli



↑ 743 / 456 / 348A




NEW



REF 743


L 608 x 608 R 540

 Louis XVI



REF 735

L 415 x 415

 Louis XVI



↑ 1015

Bas-reliefs & angelots
Bas-reliefs & engeltjes
Bassorilievi e angeli

Bas-reliefs & angelots
 Bas-reliefs & engeltjes
 Bassorilievi e angeli



REF 725

150 x 80
 Sleeping angel



REF 247

190 x 165
 Tête d'angelot



REF 702

410 x 400
 Angelot ailé avec fond



REF 1008

610 x 750 - 8,5 Kg
 Angelots vigneron



REF 248

155 x 365
 Angelot croisé



REF 246 A

175 x 280
 Angelot au flambeau



REF 246 B

175 x 280
 Angelot au flambeau



REF 701

340 x 330
 Angelot ailé sans fond



REF 250

275 x 420
 Angelot au carquois



REF 249

340 x 400
 Angelot à la flèche



REF 1006

550 x 370
 Les trois chérubins



REF 1012

Diam 580 - 7 Kg
 Angelots au bouquet




Bas-reliefs & angelots
 Bas-reliefs & engeltjes
 Bassorilievi e angeli



REF 1005
 970 x 570
 Angelots à la coquille
 Baroque




REF 1013
 1750 x 285
 Angelots aux rinceaux
 Baroque



REF 1000
 1000 x 360
 Scène marine
 Baroque



REF 1017 **NEW**
 1720 x 470 - 22 Kg
 Griffons céphales
 Empire



REF 1007
 320 x 430
 Angelots qui dansent
 Baroque




REF 1001
 420 x 430 - 6 Kg
 Angelots forgerons
 Baroque




REF 1010 BOUQUET
 680 x 690 - 10 Kg
 Bouquet
 EasyGips®  Louis XVI



REF 1018 **NEW**
 1393 x 590 - 15 Kg
 Rinceaux aux blés
 Louis XVI

Bas-reliefs & angelots
 Bas-reliefs & engeltjes
 Bassorilievi e angeli



 Louis XVI

REF 1011
 1590 x 655
 Fronton



 Louis XVI

REF 1016
 915 x 240
 Vase et rinceaux



 Empire

REF 1003
 Diam. 425 - 4 Kg
 Minerve




 Louis XVI

REF 1015
 1400 x 570
 Guirlandes feuilles de chêne



REF 1002
 1460 x 790
 Quadriga romain



 Louis XVI

REF 1014
 1020 x 495 - 7 Kg
 Couronne aux rinceaux



REF 1004
 2190 x 1000
 La chasse aux lions

Sculptures & niches
Beeldhouwwerken & alkoven
Sculture e nicchie



REF 700
330 x 455 x 80
Visage jeune fille
Néoclassique



REF 705
230 x 365 x 110 - 4,8 Kg
Tête de Bacchus
Baroque



REF 704
425 x 345 x 140
Tête de Faune
Baroque



REF 715
165 x 845 x 460
Griffon
Empire



REF 709
H 600
Julien



REF 706
H 500
Hygée



REF 719
340 x 1250 x 190
Console Faune



REF 721
185 x 915 x 105
Cariatide égyptienne



REF 716
140 x 360 x 60
Petite Vénus



REF 715 A
165 x 720 x 460
Griffon pour table
Empire

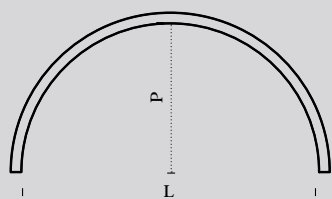




REF 707
H 530
Éphèbe




REF 708
H 600
Hermès


Sculptures & niches
 Beeldhouwwerken & alkoven
 Sculture e nicchie

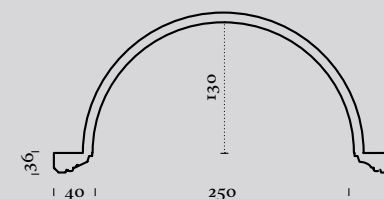


REF 98 
 L 150, H 400, P 75

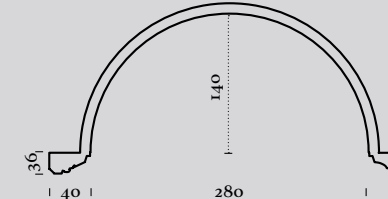
REF 98 AA 
 L 400, H 1200, P 200


REF 98 B 
 L 520, H 1050, P 260

REF 98 D 
 L 720, H 1900, P 360



REF 94 



REF 95 



FR Les colonnes sont composées à partir d'éléments séparés : les chapiteaux, les socles et les fûts. Ceux-ci permettent des combinaisons variées et s'ajustent à toutes les hauteurs.

Les colonnes sont creuses et peuvent habiller un pilier existant. Elles sont disponibles entières, en demi à adosser contre un mur, ou plates sous la forme de pilastres.

NL De zuilen bestaan uit afzonderlijke delen ; het kroonstuk, de voet en de schacht kunnen dan ook in een variatie van combinaties gebruikt worden, aangepast aan een willekeurige hoogte.


De zuilen zijn hol en kunnen eveneens een reeds bestaande zuil bekleden. De zuilen zijn beschikbaar als volledige zuilen, halve zuilen om tegen een muur te plaatsen of platte zuilen in de vorm van pilasters.

IT Le colonne sono composte da elementi separati: i capitelli, basi e fusti. Questi consentono varie combinazioni e si adattano a tutte le altezze.

Le colonne sono cave e possono coprire un pilastro esistente. Sono disponibili intere, a metà da appoggiare al muro, oppure piatte a forma di lesene.


Colonne & pilastres *Zuilen & pilasters* Colone & Lesene

Colonne
Zuilen
Colonne



△	REF 644 NEW	REF 615	REF 605	REF 617	REF 616	REF 604	REF 606	REF 607 A	REF 607	REF 614	REF 630
▢	REF 631 NEW Diam. 300	REF 609 Diam. 250	REF 610 Diam. 250	REF 609 Diam. 250	REF 610 Diam. 250	REF 600 Diam. 180	REF 601 Diam. 180	REF 600 Diam. 180	REF 601 Diam. 180	REF 611 Diam. 90	REF 612 Diam. 90
◻	REF 608 XL NEW	REF 617 A	REF 616 A	REF 617	REF 616	REF 602 A	REF 602	REF 608 A	REF 608	REF 613 A	REF 613

Pilastres
Pilasters
Lesene






↑ 154


Cheminées
Sierschouwen
Camini




REF 154  Louis XV



↑ 155



REF 155  Anglais
L - H sur mesure / op maat



REF 156  Anglais
L - H sur mesure / op maat



↑ 157 A



REF 157 D

🏠 Louis XV



REF 157 C

🏠 Louis XVI



REF 157 B

🏠 Empire



REF 157 A

🏠 Baroque




REF 157


L sur mesure / op maat - 26 kg


🏠 Louis XVI





↑ 160




REF 161  Contemporain
L - H sur mesure / op maat



REF 160  Moderne
L - H sur mesure / op maat



REF 1100 **COLORS**



REF 1102 **DOLCE VITA**

1102CBL	+ Option color : black	■
1102CGO	+ Option color : gold	■



REF 1105 **BRIXTON**

1105CBL	+ Option color : black	■
1105CGO	+ Option color : gold	■



Design
Francis Da Cunha

FR EasyGips® est une gamme de produits légers en plâtre mise au point par les ateliers Gesso comme alternative à d'autres matériaux non écologiques. De la fabrication à la livraison, cette gamme est conçue pour vous faciliter la vie.

Les produits EasyGips® sont fabriqués en plâtre L.G.R : Light Reinforced Plaster. Un nouveau matériau moderne, écoresponsable, permettant un gain de poids de 30% par rapport au staff traditionnel. Alors que le staff traditionnel, certes de grande qualité, demande un certain savoir-faire, les produits EasyGips® sont très facilement fixés et raccordés grâce à la colle et l'enduit Toupret®. L'installation des produits en plâtre EasyGips® se veut simple, rapide et durable.

Avec EasyGips®, que vous soyez peintre, menuisier, entrepreneur ou simple bricoleur, plus d'excuse pour ne pas choisir la qualité du plâtre !

NL EasyGips® is een assortiment lichtgewicht pleisterproducten dat door de Gesso-ateliers is ontwikkeld als alternatief voor de andere niet milieuvriendelijke materialen.


Van fabricage tot levering, dit gamma is gemaakt om u het leven gemakkelijker te maken. EasyGips® producten zijn gemaakt van L.G.R: Light Reinforced Plaster. Een nieuw modern, milieuvriendelijk materiaal, dat een gewichtsbesparing van 30% tegenover traditioneel baak mogelijk maakt. Terwijl traditioneel staff, dat zeker van hoge kwaliteit is, een zekere knowhow vereist, zijn EasyGips® producten zeer gemakkelijk te bevestigen en te verbinden door de lijm en de deklaag van Toupret®. De installatie van EasyGips® pleisterproducten is eenvoudig, snel en duurzaam.

Met EasyGips®, of u nu een schilder, timmerman, aannemer of gewoon een doe-het-zelver bent, geen excuses meer om niet voor pleisterkwaliteit te kiezen!

IT EasyGips® è una gamma di prodotti in gesso leggero sviluppati dai laboratori Gesso come alternativa ad altri materiali non ecologici. Dalla produzione alla consegna, questa gamma è progettata per semplificarvi la vita.

I prodotti EasyGips® sono realizzati in gesso L.G.R: Gesso Rinforzato Leggero. Un nuovo materiale moderno ed eco-responsabile, che consente un risparmio di peso del 30% rispetto al personale tradizionale. Mentre il personale tradizionale, sebbene di alta qualità, richiede una certa quantità di know-how, i prodotti EasyGips® si fissano e si collegano molto facilmente grazie alla colla e al rivestimento Toupret®. L'installazione dei prodotti in gesso EasyGips® è semplice, rapida e duratura.

Con EasyGips®, che tu sia un pittore, un falegname, un imprenditore o un semplice fai da te, non ci sono più scuse per non scegliere la qualità dell'intonaco!



QUE SIGNIFIE EASYGIPS® ?

WAT BETEKENET EASYGIPS® ?

COSA SIGNIFICA EASYGIPS® ?



TRAVAUX D'EXCEPTION
 UITZONDERLIJKE WERKEN
 LAVORO ECCEZIONALE

FR Restauration du plafond de l'Opéra de Wallonie.

La restauration du plafond du Grand Foyer de l'Opéra de Wallonie est un défi que Gesso est fier d'avoir pu relever. Toutes les techniques, les plus anciennes et les plus modernes ont été mises à contribution. Il ne subsistait rien d'autre que quelques vieilles photographies à peine nettes.

Les artisans de chez Gesso se sont relayés pour redessiner chaque ornement, les sculpter en terre, les mouler, les tirer ou les staffer à l'ancienne, et enfin poser ces moulures gigantesques avec le souci permanent de respecter le patrimoine d'origine, tant esthétique que technique.

NL Restauratie van het plafond van de Koninklijke Opera van Wallonië

De restauratie van het plafond van de Grote Haard van de Koninklijke Opera van Wallonië is een uitdaging dat Gesso er trots is op hebben kunnen voldoen. Alle technieken, de oudere en de meer moderne werden gebruikt. Er bleef niets anders dan alleen enkele oude nauwelijks scherpe foto's.

De ambachtslieden van Gesso hebben zich afgelost om elke versiering te opnieuw tekenen, ze in aarde beeldhouwen, ze vormen, ze trekken of ze aan oud «staffen», en tenslotte deze reusachtige lijsten leggen met de permanente bezorgdheid om het erfdeel van oorsprong te respecteren, zowel esthetisch als technisch.

IT Restauro del soffitto dell'Opera Vallone.

Il restauro del soffitto del Grand Foyer dell'Opéra de Wallonie è una sfida che Gesso è orgoglioso di aver saputo raccogliere. Sono state utilizzate tutte le tecniche, dalle più antiche alle più moderne. Non rimaneva nulla, tranne alcune vecchie fotografie appena nitide.

Gli artigiani di Gesso si sono alternati nel ridisegnare ogni ornamento, scolpirlo nell'argilla, modellarlo, disegnarlo o intonacarlo alla vecchia maniera, e infine installare queste gigantesche modanature con la costante preoccupazione di rispettare il patrimonio originale, sia estetico che tecnico.



Hôtel Corinthia - Bruxelles 2024



Hôtel Corinthia - Bruxelles 2024



Hôtel Corinthia - Bruxelles 2024



Boutique Cartier - Bruxelles 2024 - Design Studio Friedmann & Versace.



Siège de la SPGE - Verviers 2021

304



Salle à manger - Château de Mirwart 2020

GESSO 2025

305



↑ 222 / 222PM / 386 / 291 / 224M

INSPIRATIONS

306

GESO 2025

307



↑ 222 BEC / 220 / 224



↑ 357 / 416S



↑ 293 / 222 BEC / 283C / 220 / 224M



↑ 3020



↑ 328A



↑ 204 / 264



↑ 192ALED / 386 / 222 / 222PM / 224M



↑ 356



↑ 741 / 222 / 222PM / 386 / 224M





↑ 225 / 220 / 224M



↑ 221 / 475 / 475SM





↑ 221 / 222 / 223 / 224M / 475 / 475SM



↑ 192 / 222 / 224L



↑ 221 / 475 / 475SM / 224M



↑ 386 / 291 / 386PM / 222 / 222PM / 224M



↑ 222 / 222PM / 386IN / 224M



↑ 386 / 737 / 222 / 222PM / 224M



↑ 222 / 222PM

332



Château de Mirwart 2021

↑ 225 / 386IN / 192A

GESSO 2025

333



Harmon Hotel - Bruxelles 2019

↑ 812 NORO




Harmon Hotel - Bruxelles 2019

↑ 370 / 319

REF.	P.	REF.	P.	REF.	P.	REF.	P.	REF.	P.	REF.	P.	REF.	P.	REF.	P.	REF.	P.	REF.	P.
17	56	131M	215	203	160	258	251	322	247	387	217	461	33	623	285	741	265	1004	275
18	25	137	171	204	149	259A/B	251	323	247	392	168	462	33	624	285	742	265	1005	272
21	25	137A	171	204A	149	260	244	324	161	393	23	463	33	624A	285	743	267	1006	271
29	55	138	171	205	171	263	249	324A	160	394	23	464	149	624B	285	750Q	71	1007	272
29A	55	139	172	206	56	264	249	325	67	395	53	465	47	625	285	750T	69	1008	271
29B	55	141	193	207	258	265	249	326	67	396	186	466	47	626	285	800	89	1010	272
32	52	143	197	207A	258	266	249	327	67	399	210	467	47	627	285	801	91	1011	274
33	57	147	157	208	258	267	249	328A/B	255	400	21	468	185	628	285	802	91	1012	271
34	51	147A	157	209	258	268	249	329	65	401	179	469	151	629	285	803	93	1013	273
34A	51	147B	157	210	250	271	249	330	61	402	27	470	49	630	283	804	89	1014	274
36	61	149	232	211	250	272	249	331	64	403	27	471	49	631	282	805	93	1015	274
36A	59	152	232	212	250	273	249	331A	64	404	213	472	49	632	285	806	96	1016	275
36B	61	154	287	213	258	274	261	332	245	406	57	474	209	633	284	806A	96	1017	273
47	233	155	289	214	261	275	262	333	244	409	164	474S	209	634	284	806B	95	1018	273
47A	233	156	289	215A/B/C/D	258	276	261	333A	244	411	53	475	209	635	284	806BB	95	1102	294
54	65	157	291	216L	169	277	261	334	245	412	159	475S	209	636	284	806C	97	1105	295
54A	65	157A/B/C/D	291	216M	169	279	262	335	244	413	159	476	209	637	284	806CH	97	1200	116
55	63	160	293	217BIS	169	280	261	336	244	414	183	476S	209	638	284	806CL	98	1201	117
56	63	161	293	217TER	169	281	261	337	244	416	183	485	179	639	229	806E	103	1202	118
57	233	176	259	220	201-205	282	196	338	245	416S	183	486	36	640	229	806EBIS	103	1203	119
58	233	176A	259	221	201-203	283A/B	193	339	244	417	235	490	37	641	229	806F	99	1204	121
59	234	177	259	222	194	283C	193	340	244	418	237	495L	41	642	229	806G	98	1930	57
60	234	177A	259	222A	203	284	192	340A	244	420	28	495M	41	643	229	806GF	101	2000	237
61	233	178	259	222PM	194	284A	185	341	244	421	187	500	27	644	282	806P	99	2002	192
63	232	178A	259	223	203	285	247	342	244	422	147	501	23	650Q	71	807	111	2003	192
66	232	179	153	223A	203	286	246	343	245	423	27	502	27	650T	69	807E	111	2005	192
67	232	180	145	224L	203-207	287	246	347	173	424	29	503	55	651	73	807MML	111	3000	222
71	232	181	145	224M	203-207	288	246	348	198	425	28	505	52	700	276	807MMR	111	3001	222
73	232	182	145	225	205	289	246	350	198	426	198	524	29	701	270	807MP	111	3002	222
77	232	183	260	225C	205	290	247	353	186	427	234	600	283	702	271	808	113	3003	222
78	232	184	260	225T	205	291	191	356	183	428	241	600	283	704	276	808A	113	3004	222
78A	232	185	260	226	217	291PM	194	357	189	429	241	601	283	705	276	809	109	3005	223
79	232	186	260	228	168	292	191	359	173	430	17	602	283	706	277	810	77	3006	223
90	234	187	260	229	168	292A	194	361	171	430A	17	602A	283	707	277	811	77	3007	223
91	235	188	147	230	168	293	246	362	197	430B	17	604	283	708	277	812	77	3008	223
92	234	189	167	234	250	294	246	363	233	431	19	605	282	709	277	813	81	3011	225
93	233	190	164	235	250	295A	247	364	233	431A	19	606	283	715	277	814	83	3012	225
94	279	191	161	236	262	296	194	365	199	432	19	607	283	715A	277	815	83	3013	225
95	279	191A	161	239	261	297	246	366	199	432A	19	607A	283	716	276	816	79	3014	250
98	278	192	155	239A/B	257	298	246	367	197	434	20	608	283	719	276	817L	105	3015	262
98AA	278	192A	155	240	262	299	247	368	196	434S	20	608A	283	721	276	817M	105	3016	225
98B	278	192ALED	219	241	234	300	248	369	186	435	35	608XL	282	723	260	820	85	3016A	225
98D	278	192LED	219	241A	234	301	248	370	196	436	34	609	282	724	260	821	85	3017	225
108	187	192PM	155	242	233	302	248	371	211	436A	34	610	282	724A	260	850	107	3019L	227
108A	187	192PMLED	219	243	233	303	195	372	211	437	31	611	283	725	270	850A	107	3019M	227
108B	187	193	163	244	233	304	247	373	201	438	31	612	283	726	263	900	85	3019S	227
110	294	193A	163	245	232	305	246	375	210	440	45	613	283	727	263	901	85	3019XS	227
113	260	193PM	163	246A/B	270	306	246	377	211	441	45	613A	283	727A	263	952	127	3020	135
121	216	194	165	247	270	307	189	379	210	442	43	614	283	728	263	953	129	3100	137
123	213	195	165	248	270	309	246	380	211	445	38	615	282	729	225	954	125	3100A	137
124	213	196	165	249	270	313	246	383	181	447	39	616	282	730	263	955	130	3150	137
125	216	197	143	250	270	314	247	383A	181	448	39	616A	282	731	225	956	130	3250	139
126	52	198	143	251	189	315	179	383B	181	451L	239	617	282	732	244	957	130		
127	172	199	196	252	189	316	247	384	210	451S	235	617A	282	734	263	960	131		
130	216	200	175	253	251	317	248	385	199	452	235	618	284	735	267	961	133		
131	215	200A	175	254A/B	251	318	248	386	191	453	237	619	285	736A/B	185	1000	272		
131L	215	200B	175	255	251	319	248	386A	191	454	239	620	284	737	265	1001	272		
		201	217	256A/B	251	320	248	386IN	191	455	164	621	284	738	185	1002	275		
		202	147	257	251	321	195	386PM	191	456	151	622	285	739	253	1003	275		



↑ 36A / Création Studio Marion Collard



REF.	P.	REF.	P.
ABONDANCE	151	GRILLE	139
ACANTHE	52	GROUND FLOOR	101
ALBERGO	121	GUEST	98
ALTA	160	HARMON	109
ANGELOT	57	HOLLYWOOD	53
AREA	96	HOPE	41
ARTIC	45	JADE	135
ASINELLI	33	KOH-I-NOR	129
ASTORIA	53	LAUREA	185
ATENA	164	LAURIER	183
BANDEAU	29	LENS	185-192
BAR	95	LILA	34
BAR BIS	95	LINEAR	111
BASIC	169	LINEAR CIRCLE	113
BASSA	161	LOBBY	159
BEC	194-203-209	LOFT	127
BELVEDERE	65	LONG BRICK	19
BILLE	137	LOTUS	55
BOCCA	93	LUMMUS	215
BORDER	179	LUPO	93
BRERA	38	LUX	216
BRICK	19	LYS	131
BRIXTON	295	MIA	85
CALDERA	107	MIAMI	216
CALYPSO	89	MILANO	83
CANEL	125	MILES	175
CARRE	96	MIO	85
CASAMANCE	21	MIRANO	57
CHAMBER	97	MIRWART	205
CHAMBORD	153	MODENA	85
CHAMPIGNY	155	MOON	23
CHAMPIGNY LED	219	NEO	191
CHIARA	28	NEPTUNE	37
CLOUD	98	NEW YORK	163
COCOON	97	NOBILE	137
COLORS	294	NOVA	216
COQUILLAGE	59-61	ORNATA	81
COQUILLE	189	PARMA	85
CORBELLE	51	PICCOLA	36
CORTILO	119	PILE	39
CUBE	17	PINK	43
CURVE	31	PLAT	67
DIAMOND	105	PORTELLO	118
DISCO	49	PUNT	99
DOLCE VITA	294	QUADRA	71
DUOMO	77-79	QUICK	71
EDGE	103	REDENT	181
EDGE BIS	103	SCALA	91
EDISON	91	SENLIS	157
EGG	89	SOBE	186
ELDORADO	64	STRADA	145
FITCH	203	TEMPO	20
FIVE	73	TONDO	63
FLAGEY	35	TORRE	117
FLORAL	133	TORSADE	187
FLOT	65	TRIO	130
FORO	45	TRONIC	69
FUSE	99	TUBE	69
GARGANO	47	VAGUE	56
GLOBE	27	VERSAILLES	149
GOTIC	57	VIA	116
GRENADE	28	VOILE	25

